


NORTHFIELD PARK DISTRICT

2023-2028 Comprehensive Master Plan

Adopted February 27, 2023



Board of Commissioners

Donald Klein , *President*

Nate Pave , *Vice President*

John Norbot, *Treasurer*

Katie Lutz, *Commissioner*

Beth Filoramo, *Commissioner*

Bridget Kennedy, *Commissioner*

Patrick Knight, *Commissioner*

James Thompson, *Commissioner*

STAFF

Bill Byron, *Executive Director*

Jim Reuter, *Superintendent of Parks and Recreation*

Vicki Heuer, *Director of Recreation*

Nada Becker, *Communications & Marketing Manager*

Xochitl Guillen, *Accounting Manager*

Sammie Jacob, *Recreation Coordinator*

Mike Schlabowske, *Parks and Facilities Supervisor*

Ben Friberg, *Parks and Facilities Maintenance*

Planning Team

Hitchcock Design Group, *Landscape Architecture & Planning*

Table of Contents

Introduction	4
Chapter 1: Envision & Prioritize: Alternative & Preferred Strategies	11
Chapter 2: Implement: Action Plan	21
Chapter 3: Analyze: Inventory & Analysis	33
Chapter 4: Connect: Needs Assessment	79
Chapter 5: Appendix	103

Introduction

Since the last comprehensive planning effort, much has changed within the Northfield Park District (NPD). This plan was developed to address these changes and provide an updated vision for the future.

Purpose

- Assess existing parks, facilities, and programs
- Determine community opinion on services and facilities
- Identify park, facility, and program needs
- Define strategic and measurable goals and objectives
- Provide an action plan to implement strategies over the next five years

Planning Process

The comprehensive planning process encompasses four key phases: Analyze, Connect, Envision, and Prioritize. This Master Plan is the result of the first three phases and is meant to inform and guide the final phase, Prioritize.

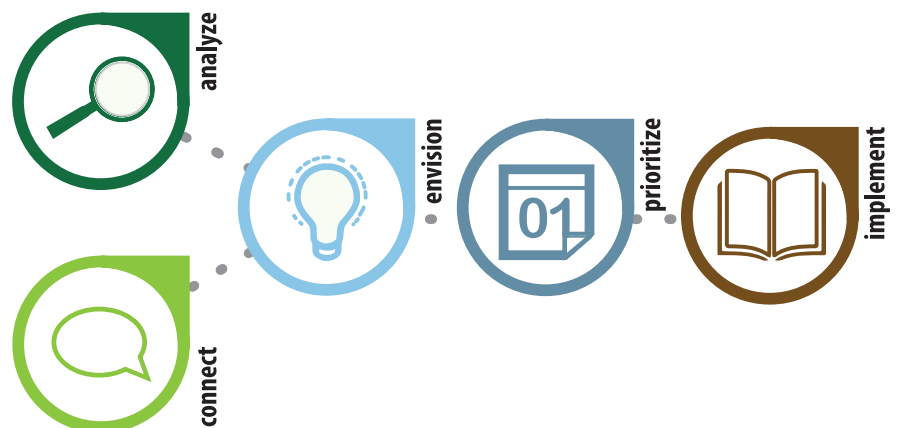
The planning process began in the Spring of 2022 with an in-depth inventory and analysis of the Northfield Park District's parks and open space, indoor facilities, and community context. During the Connect Phase, the Board

of Commissioners, staff, stakeholders, and community shared their opinions about the District's parks, facilities, programs, and needs.


Upon completion of the Analyze and Connect phases, the planning team met to develop alternative strategies. Input from the Board of Commissioners and staff prioritized and incorporated these strategies into a cohesive action plan to be implemented over the next five years.

How to Use the Plan

This Comprehensive Plan will be used by the Northfield Park District as a guide to implement action items over the next five plus years. The Action Plan should be thought of as a "working list" that will need to be evaluated and updated annually.



STRUCTURE OF THE DOCUMENT



1
envision

Chapter One

Envision & Prioritize: Alternative & Preferred Strategies

Chapter One outlines the needs that arose during the Analyze and Connect phases. It provides the justification of those needs and synthesizes the results from the previous phases into future action items and the strategies to achieve them.



2
prioritize

Chapter Two

Implement: Action Plan

Chapter Two outlines the highest priority strategies into a five-year action plan. The action plan designates when strategies will occur and how to accomplish them.



3
analyze

Chapter Three

Analyze: Inventory & Analysis

Chapter Three provides a detailed inventory of parkland open space, District facilities, schools, and relevant adjacent land uses. Park assets are classified and quantified by standards, size, location, and amenities provided.



4
connect

Chapter Four

Connect: Community Engagement & Needs Assessment

Chapter Four includes national, state, and local parks and recreation trends. It also includes summaries of the stakeholder interviews, staff workshop, community comment, public input survey, and Board of Park Commissioners discussions.



5
appendix

Chapter Five

Appendix

Chapter Five contains the Village of Northfield zoning map, Illinois Department of Natural Resources (IDNR) useful life criteria, the focus questions asked at the various workshops during the Connect phase, the staff workshop summary, and the open ended comments from the public input survey.

District Profile

The Northfield Park District service area covers just over 3 square miles and serves a population of approximately 4,300 people. Located in Cook County, the Park District maintains over 30 acres of recreation properties.

Geographic Profile

The Northfield Park District is located in northern Cook County and overlaps with other governing bodies' jurisdictions. These jurisdictions include the Village of Northfield, the Village of Northbrook, the Village of Glencoe, Northfield Township, and School District #29. A portion of Skokie Lagoons, a Forest Preserve District of Cook County property, also overlaps the Park District's jurisdiction.

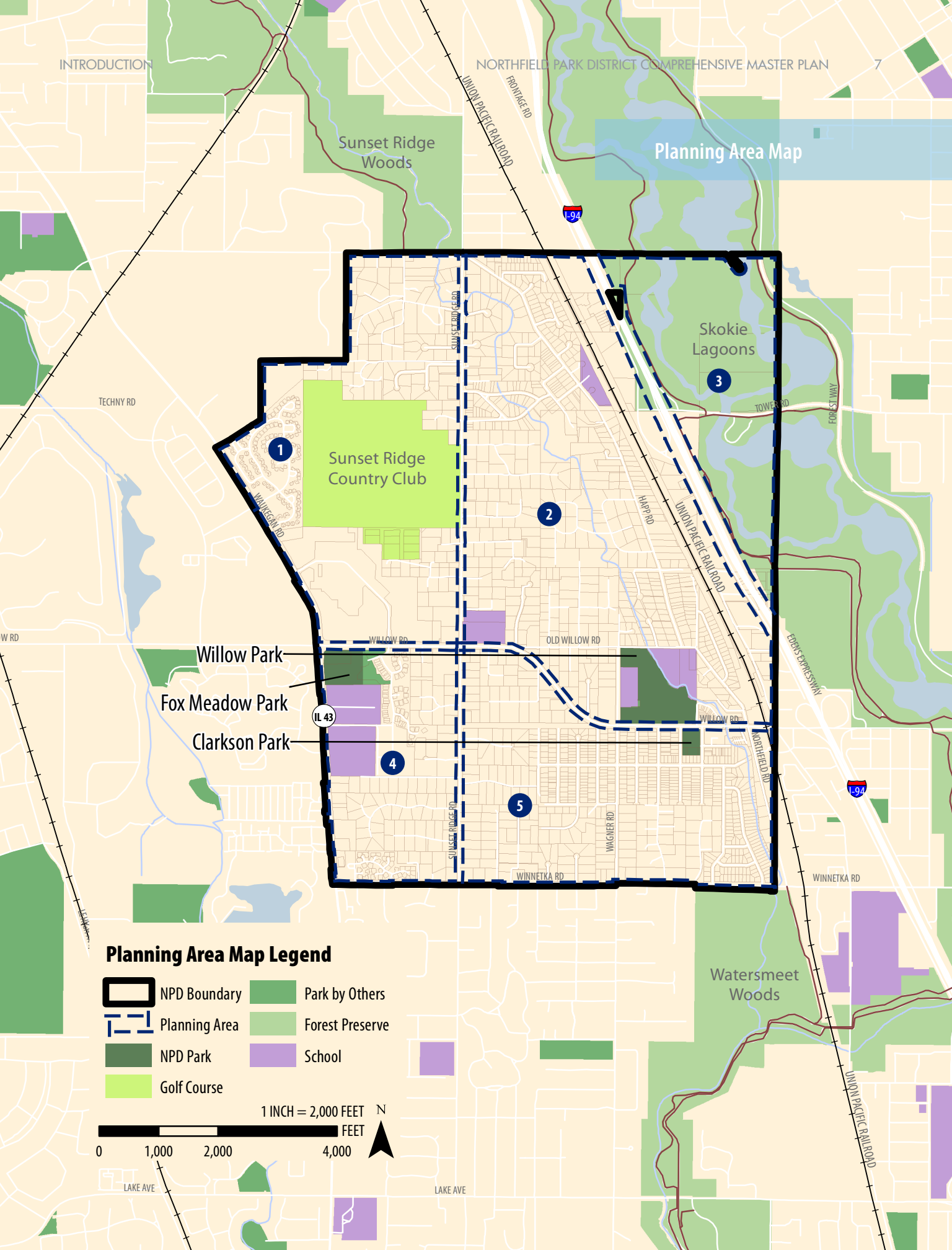
NPD properties include a combined three Neighborhood and Community Parks. Additionally, the Park District maintains and operates two indoor recreation facilities: the Lodge at Clarkson Park and the Northfield Community Center.

Organizational Structure

The seven-person Board of Commissioners is the legal governing authority of the Park District. Commissioners are elected by District residents to serve 4-year terms. Commissioners serve without receiving any compensation.


This governing body is responsible for, among other things, passing ordinances, adopting the budget, appointing committees, and hiring the Executive Director. They also elect, from among themselves, a President and Vice President, who both serve 1-year terms.

Planning Area Map



Planning Area Map Legend

-  NPD Boundary
-  Planning Area
-  NPD Park
-  Golf Course
-  Park by Others
-  Forest Preserve
-  School



1 Sunset Ridge Country Club

2

3 Skokie Lagoons

4

5

Willow Park

Fox Meadow Park

Clarkson Park

IL 43

WILLOW RD

OLD WILLOW RD

WILLOW RD

WAGNER RD

WINNETKA RD

SUNSET RIDGE RD

HARP RD

UNION PACIFIC RAILROAD

EDDIE'S EXPRESSWAY

TECHNY RD

FRONTAGE RD

FOREST WAY

WATERSMEET WOODS

History

The Park District was started in 1957 by “Mr. Northfield,” Jim Clarkson. While teaching Physical Education at Sunset Ridge School full-time, the Park District started out as a part-time proposition for Clarkson. The initial home for the District in the ‘50s through the ‘70s was Jim’s basement. Equipment was housed there, and a separate phone line was added to handle calls regarding programs.


In 1980, Clarkson retired from Sunset Ridge and became the full-time Director. With the hiring of an additional full-time person and the Park District’s expanding programs and services, the need for a centralized office became apparent. The Park District moved to Sunset Ridge School, where it was housed in a 10-foot by 12-foot office. From 1987 to 1997, the Northfield Park District had offices in the Middlefork School.

From April 1998 to the present, the Park District has been housed at the Northfield Community Center. The Community Center was built with the unique cooperation of three entities (Northfield Park District, School District 29, and the Village of Northfield). The Park District owns the Northfield Community Center, and the school owns the large gymnasium. The school controls the gym from 8:00 a.m. to 3:30 p.m. and then the Park District takes over. The time available can vary during the school’s basketball season and the summer months. Through this arrangement, each entity has first priority of the other’s facilities when not in use.

Related Planning Documents

Planning documents and other reports that relate to the Northfield Park District’s Comprehensive Plan were reviewed for information and guidelines relevant to the master plan goals and objectives. The following documents were reviewed as part of the planning process:

- Northfield Park District 2014 Comprehensive Master Plan
- Village of Northfield Vision Plan 2040









CHAPTER ONE

Envision & Prioritize

Alternative & Preferred Strategies

Overview

This chapter documents the Envision & Prioritize: Preferred & Alternative Strategies Phase of the Comprehensive Master Planning process.

The purpose of the Envision & Prioritize: Alternative & Preferred Strategies Phase is to develop and refine actionable items for the Park District to accomplish over the next five years.

The project team conducted a visioning workshop to develop a series of objectives and strategies to address the opportunities revealed during the Analyze and Connect phases. The strategies were then organized into primary goals that relate back to the needs that were identified in the previous phases. Following the visioning session, the project team met with NPD staff members to review and build upon the proposed strategies.

Park District staff further workshopped the initial objectives and strategies with the Board of Commissioners to determine the most preferred action items to implement over the next five years.

Chapter Outline

The chapter is organized by the defined objectives listed below and in the following pages. Determined through discussion with Park District staff and Board of Commissioners, goals were organized into a 5-year Action Plan or as listed as recurring best practices.

Objectives

1. Address Underserved Planning Areas within the District
2. Upgrade and Expand Amenities to Improve Offerings at Existing Parks
3. Expand Use of Indoor Space
4. Improve Sustainability
5. Policy and Internal Targets

ADDRESS UNDERSERVED PLANNING AREAS WITHIN THE PARK DISTRICT

Justification

There is a noticeable lack of neighborhood parks (i.e. “walk-to destinations”) within Planning Areas 1, 2, 4, and 5. The Park District desires to better serve all areas of the community. In order to offer new and exciting opportunities for recreation, NPD is committed to acquiring land to expand its offerings.

Strategies

- Evaluate vacant / open parcels for possible land acquisition(s) to create new mini parks or neighborhood parks within Planning Areas 1, 2, 4, and 5.
 - Provide outdoor space closer to residents
 - Address amenity deficiencies or expand offerings at new parks
 - Minimize property acquisitions encumbered by undevelopable land
 - Engage with owners of larger land parcels
- Explore collaborative opportunities with the Village of Northfield.
 - Explore land purchase or lease / joint park development
 - Consider future event partnerships
- Refine policy and funding mechanisms to allow for quick action on market-driven opportunities.
 - Develop “Go/No-Go” decision tool with key criteria for evaluating acquisitions
 - Establish memorandum of understanding for assistance with Village of Northfield
 - Identify and establish relationships with other potential sources of funding of acquisition (schools, Trust for Public Land, Illinois Department of Natural Resources, Northfield Park District Foundation, private recreation providers, local HOAs, Forest Preserve District of Cook County)
 - Develop internal tool identifying key parcels that may be ideal targets for acquisition
- Improve access to nearby parks in underserved areas.
 - Improve connectivity between planning areas through trail development in collaboration with Village trail plan
 - Improve connectivity throughout Willow Park and Fox Meadow Park
- Create prototype park development plans for various sized properties.

UPGRADE AND EXPAND AMENITIES TO IMPROVE OFFERINGS AT EXISTING PARKS

Justification

Community feedback expressed desires for: dog park, winter use activities, pickleball, and specialty use spaces. Deficiencies exist compared to state averages for tennis, basketball, and volleyball. Community expressed desire for increased commitment to improving / upkeep of existing amenities.

Park Background

Willow Park is the primary sports complex for the Park District that also contains natural areas, bio-swales, a picnic shelter, and the Park District's maintenance facility. The park underwent a major renovation that was completed in 2008. The renovation focused on building new sports fields with lighting and drainage, as well as improving stormwater management since the park is in the floodplain of the Middlefork Branch of the Chicago River.

Fox Meadow Park is jointly owned by the Park District and New Trier High School. NPD owns and manages the wetland natural area, the small playground, and one of the three soccer fields.

Clarkson Park underwent a park renovation that was completed in 2021. The renovation included a new playground with poured-in-place rubber surfacing, an adjacent rain garden, a new splash pad, a new bandshell, and a new picnic shelter. ADA accessibility was also improved during the renovation.

Strategies

- Develop wayfinding and identification signage program.
- Explore concession opportunities to improve patron and / or player experience.
- Determine best fit for adding special use and high need amenities, such as:
 - Dog park
 - Addition of new / expansion of existing winter-use activities (skating rink, sled hill, etc.)
 - Skatepark / BMX park / extreme sports activity
 - Pickleball
 - Tennis
 - Basketball
 - Volleyball
- Expand accessibility to and within existing parks.
 - Provide accessible routes to playgrounds, courts, fields, etc. from surrounding neighborhoods
 - Evaluate and upgrade playground surfacing to remain ADA compliant

UPGRADE AND EXPAND AMENITIES TO IMPROVE OFFERINGS AT EXISTING PARKS

- Update Willow Park Master Plan with phased improvements.
 - Implement phase 1 improvements:
 - Add bridges for better connectivity
 - Improve parking and drop-off / pickup flow
 - Improve maintenance facility:
 - Add heat
 - Add water service
 - Explore green infrastructure like solar, radiant heat, rainwater harvesting
 - Explore options for energy efficient sports field lighting
 - Add restrooms for outdoor users
 - Consider destination baseball field (Northfield of Dreams)
 - Consider fenced-in dog park
 - Consider concessions location (outside vendor)
 - Implement phase 2 improvements:
 - Extend existing trails
 - Enhance natural areas / add pollinator gardens
 - Add a material storage area for maintenance
 - Implement phase 3 improvements:
 - Update outdoor fitness stations
- Develop Fox Meadow Master Plan with phased improvements.
 - Implement phase 1 improvements:
 - Add pickleball and paddle tennis courts (8+ platforms with hut)
 - Replace playground with nature-themed play area
 - Engage New Trier High School regarding field use agreement
 - Evaluate improvement opportunities for Fox Meadow storage building including ownership / responsibilities
 - Implement phase 2 improvements:
 - Add nature trail through wetland
 - Rebuild boardwalk / overlook with interpretive signs
- Update Clarkson Park Master Plan with phased improvements.
 - Implement phase 1 improvements:
 - Consider parking improvements
 - Consider building an addition to the lodge for increased storage space to support events and programs
 - Replace lodge roof
 - Implement phase 2 improvements:
 - Begin planning for replacement of existing park elements (approaching end of useful life)
 - Consider new improvements to the park and lodge based on community need and new recreation trends

EXPAND USE OF INDOOR SPACE

Justification

Community and Board feedback both noted desire for additional indoor court space.

Community feedback showed need for an indoor running/walking track, improved fitness, and aquatics.

Facility Background

The Northfield Community Center was built in 1998 as a joint project between the Park District, Village of Northfield, and School District 29. A renovation was completed in 2016 that included a new and expanded fitness center, improvements to the administrative areas, renovated restrooms, and improved ADA accessibility.

Strategies

- Conduct Facility Feasibility Study to evaluate expansion in the following areas:
 - Walking / jogging track
 - Additional gym/court space (basketball, pickleball / paddle / platform)
 - Additional space for non-programmed exercise
 - Teen program space
 - Expanded before/after school care spaces
 - Improved / expanded fitness equipment
- Consider School / Other agreements for use of additional court space.
 - Leased space / service bartering (mowing / plowing)
 - Collaboration with affiliate agency on renovation projects potentially including capital investment
- Develop approach to meet aquatics needs / demand.
 - Strengthen adjacent community relationships and negotiate reciprocal agreements where possible
 - Consider non-resident use / rate structure changes for pickleball / festival events to balance incentives
 - Identify amenities to be developed that could be up-sized / enhanced to be the best in the region
- Develop a unique destination facility to provide leverage for future reciprocal agreements.
- Implement updates to Northfield Community Center.
 - Address immediate need to update Residents Center Room to better accommodate youth programs
 - General face lift: paint, replace furniture, carpets, etc. to make more space more specific to before- and after-school care and camps
 - Replace roof
 - Develop long-term Master Plan with phased improvements

IMPROVE SUSTAINABILITY

Justification

Community feedback indicated a desire for more trees and native plantings.

Staff and Community feedback noted need for more sustainable approaches where applicable.

Northfield Park District aims to be a steward of the environment by placing an emphasis on green initiatives.

Strategies

- Develop tree planting / urban forestry program.
- Update existing tree inventory.
- Engage an arborist / landscape architect to develop tree planting / replacement plan.
 - Consider community programs related to trees
 - Include pollinator gardens and natural areas into future improvements
- Develop stormwater/sustainability/green infrastructure guidelines.

REFINE POLICY AND INTERNAL TARGETS

Justification

Staff and Community feedback noted need for sustained festivals, camps, and before/after school care.

Staff and stakeholder feedback noted need for strengthened Foundation with sustained activity model.

Northfield residents expressed the desire to have additional reciprocal agreements with surrounding communities to offer services such as beach and swimming pool access, golf, and other recreational opportunities.

The Park District runs a number of community events throughout the year including Eggstravaganza, Market & Music Summer Concert Series, 4th of July Festivities, State Fair, Boo Bash, Autumn Market, and Holiday Fest.

NPD provides essential programs for the community highlighted by the Club Dolphin before / after school program and the very successful summer camp offerings.

Strategies

- Evaluate current program offerings and develop a plan to replace under-performing programs with newer in-demand programs.
 - Develop feedback loop
 - Determine percent of test programs per year for continuous improvement target
 - Refine senior and teen offerings
- Evaluate and Improve registration system.
 - Identify weaknesses
 - Develop improvement plan
 - Implement plan
- Engage surrounding Park Districts regarding potential reciprocal agreements for the following services / amenities:
 - Swimming pool access
 - Beach access
 - Golf
- Continue to build on festival events.
 - Develop feedback loop for continuous improvement for large events
 - Improve day-of event parking / circulation
 - Consider other unrelated events to continue momentum (challenge races, 5Ks, ice sculpture competitions, etc.)
 - Consider staffing refinements including outside partnerships and outsourcing of efforts
 - Consider model for additional events where NPD is just the facility provider / marketing/registration engine with an event organizer (from philanthropic organization) performing other functions
- Maintain / Improve / Increase after-school / before-school care and camp offerings.
 - Balance with space available
 - Consider additional lease agreements with school / church relationships
 - Consider expanding outdoor classroom spaces
- Engage with Parks Foundation to raise opportunistic funds for future land.
 - Complete strategic plan:
 - Establish clear immediate and ongoing objectives
 - Evaluate peer successful models
 - Consider adding philanthropy layer to help sustain
 - Consider corporate sponsorships
- Continue to update Park District website.







CHAPTER TWO

Implement

Action Plan

Action Plan

The Implement: Action Plan Chapter outlines the proposed tasks and projects for the Northfield Park District over the next five years.

Purpose

This chapter outlines the steps and potential timeline for implementing the Comprehensive Master Plan strategies identified in the previous chapter from the Envision & Prioritize Phase. They were further refined and finalized through workshops with the Northfield Park District staff and Board of Commissioners to develop the action plan. The action plan is a guide to assist the Park District with implementing the strategies over the next five years and will be periodically re-evaluated and adjusted to reflect the completed projects and the community's changing needs.

The action plan is organized as follows:

- An at-a-glance Action Plan timeline broken down into years to provide a general idea of when each action or action item might start or stop within the next five years
- A detailed summary of the action items provided in a year-by-year list in chronological order from 2022 - 2028+
- The action items are further organized within each year according to the following categories:
 - Parks and Open Space
 - Indoor Facilities
 - Policy and Programs
 - Other

Preliminary costs for each year were estimated by the Planning Team based on the items slated to occur during that fiscal year. It is important to note that these costs are general estimates intended to be used as a starting point for budgeting and fundraiser planning. Numbers will be refined during the design process of the individual action item.

The Northfield Park District follows a July to June fiscal year, which is an important factor when planning capital improvement projects.



Current Year 2022 / 2023			
		Refine policy and funding mechanisms to allow for quick action on market-driven opportunities	Determine best fit for adding special use and high need amenities
			Explore concession opportunities to improve patron / player experience
		Engage with Parks Foundation to raise opportunistic funds for future land	
			Master Plan Northfield Community Center with phased improvements

Year 1 2023 / 2024			
Create prototype park development framework plans for various sized properties			
Improve access to nearby parks in underserved areas by adding a mini or neighborhood park			
	Master plan and Fund Willow Park with phased improvements		Design and Engineer Willow Park Phase 1 improvements
			Conduct facility feasibility study to evaluate expansion opportunities
Implement Northfield Community Center Phase 1 improvements			
Engage surrounding Park Districts regarding reciprocal agreements		Develop a tree planting / urban forestry program	
Evaluate and Improve before- and after-school care and camp offerings		Update existing tree inventory	
		Evaluate current programs and develop plan to replace under-performing programs	

Total: \$700,000 -
\$800,000

Year 2 2024 / 2025			
		Master plan and Fund Fox Meadow Park with phased improvements	
		Bid and Construct Willow Park Phase 1 improvements	
Explore opportunities for additional gym use through IGAs / School partnerships			
Develop stormwater / sustainability / green infrastructure guidelines		Develop and Implement program registration system improvement plan	
		Engage an arborist or landscape architect to develop a tree planting / replacement plan	

Total: \$3M - \$3.5M

Year 3 2025 / 2026			
Design and Engineer Fox Meadow Park Phase 1 improvements			Bid and Construct Fox Meadow Park Phase 1 improvements
			Develop wayfinding and identification signage program
			Design and Engineer Willow Park Phase 2 improvements
Master Plan and Fund facility expansion(s) (pending results of feasibility study)			Design and Engineer facility expansion(s) (pending results of feasibility study)

Total: \$3M - \$3.5M

Year 4 2026 / 2027			
		Design and Engineer Fox Meadow Park Phase 2 improvements	
	Bid and Construct Willow Park Phase 2 improvements		Design and Engineer Willow Park Phase 3 improvements
		Bid and Construct facility expansion(s) (pending results of feasibility study)	
			Implement Northfield Community Center Phase 2 improvements

Total: \$1.75M - \$2.25M

Year 5 2027 / 2028			
	Bid and Construct Fox Meadow Park Phase 2 improvements		
	Bid and Construct Willow Park Phase 3 improvements		

Total: \$1.25M - \$1.75M

Beyond 5 Years 2028+	
Update Clarkson Park master plan with phased improvements	
Develop long-term master plan for Northfield Community Center	

Recurring Items			
Review and Update Comprehensive Plan (annually)	Evaluate vacant / open parcels for land acquisition opportunities	Expand accessibility to and within existing parks	Explore collaborative opportunities with the Village of Northfield
Continue to build on festival events	Continue to update Park District website		

Total: \$9M - \$10M

Legend

- Parks and Open Space
- Facilities
- Programs / Policy
- Other

Current Fiscal Year (July 2022 Through June 2023)

Parks and Open Space

- Refine policy and funding mechanisms** to allow for quick action on market-driven opportunities
- Determine best fit** for adding special use and high need amenities, such as:
 - Dog park
 - Addition of new / expansion of existing winter-use activities (skating rink, sled hill, etc.)
 - Skate park / BMX park / extreme sports activity
 - Pickleball
 - Tennis
 - Basketball
 - Volleyball
- Explore concession opportunities** to improve patron / player experience
- Engage with Parks Foundation** to raise opportunistic funds for future land

Indoor Facilities

- Master Plan Northfield Community Center** with phased improvements

Fiscal Year 1 (July 2023 Through June 2024)

Parks and Open Space

- Create prototype park development framework plans** for various sized properties
- Improve access to nearby parks** in underserved areas by adding a mini or neighborhood park
- Master plan and Fund Willow Park** with phased improvements
- Design and Engineer Willow Park** Phase 1 improvements

Indoor Facilities

- Conduct facility feasibility study** to evaluate expansion opportunities in the following areas:
 - Walking / jogging track
 - Additional gym / court space (basketball, pickleball / paddle / platform)
 - Additional space for non-programmed exercise
 - Teen program space
 - Before- and after-school care spaces
 - Improved / expanded fitness equipment
- Implement Northfield Community Center** Phase 1 improvements

Policy and Programs

- Engage surrounding Park Districts** regarding reciprocal agreements for the following services / amenities:
 - Swimming pool access
 - Beach access
 - Golf
- Develop** a tree planting / urban forestry program
- Evaluate and improve** before- and after-school care and camp offerings
- Update** existing tree inventory
- Evaluate current programs and develop plan** to replace under-performing programs

Fiscal Year 2 (July 2024 Through June 2025)

Parks and Open Space

- Master plan and Fund Fox Meadow Park** with phased improvements
- Design and Engineer Willow Park** Phase 1 improvements (continued from Year 1)
- Bid and Construct Willow Park** Phase 1 improvements

Indoor Facilities

- Conduct facility feasibility study** to evaluate expansion opportunities (continued from Year 1)
- Explore opportunities for additional gym use** through IGAs / School partnerships

Policy and Programs

- Develop** stormwater / sustainability / green infrastructure guidelines
- Develop and implement** program registration system improvement plan
- Update** existing tree inventory (continued from Year 1)
- Engage an arborist or landscape architect** to develop a tree planting / replacement plan:
 - Consider community programs related to trees
 - Include pollinator gardens and natural areas into future improvements

Fiscal Year 3 (July 2025 Through June 2026)

Parks and Open Space

- Design and Engineer Fox Meadow Park** Phase 1 improvements
- Bid and construct Fox Meadow Park** Phase 1 improvements
- Develop** wayfinding identification signage program
- Bid and Construct Willow Park** Phase 1 improvements (continued from Year 2)
- Design and Engineer Willow Park** Phase 2 improvements

Indoor Facilities

- Master plan and Fund facility expansion(s)** (pending results of feasibility study)
- Design and Engineer facility expansion(s)** (pending results of feasibility study)

Policy and Programs

- Engage an arborist or landscape architect** to develop a tree planting / replacement plan (continued from Year 2)

Fiscal Year 4

(July 2026 Through June 2027)

Parks and Open Space

- Bid and Construct Fox Meadow Park** Phase 1 improvements (continued from Year 3)
- Design and Engineer Fox Meadow Park** Phase 2 improvements
- Design and Engineer Willow Park** Phase 2 improvements (continued from Year 3)
- Bid and Construct Willow Park** Phase 2 improvements
- Design and Engineer Willow Park** Phase 3 improvements

Indoor Facilities

- Design and Engineer facility expansion(s)** (pending results of feasibility study) (continued from Year 3)
- Bid and Construct facility expansion(s)** (pending results of feasibility study)
- Implement Northfield Community Center** Phase 2 improvements

Fiscal Year 5

(July 2027 Through June 2028)

Parks and Open Space

- Design and Engineer Fox Meadow Park** Phase 2 improvements (continued from Year 4)
- Bid and Construct Fox Meadow Park** Phase 2 improvements
- Design and Engineer Willow Park** Phase 3 improvements (continued from Year 4)
- Bid and Construct Willow Park** Phase 3 improvements

Indoor Facilities

- Bid and Construct facility expansion(s)** (pending results of feasibility study) (continued from Year 4)
- Implement Northfield Community Center** Phase 2 improvements (continued from Year 4)

Year 5+ (June 2028 and Beyond)

Parks and Open Space

- Update Clarkson Park master plan** with phased improvements

Indoor Facilities

- Develop long-term master plan** for Northfield Community Center with phased improvements

Recurring Items

Parks and Open Space

- Evaluate vacant / open parcels** for land acquisition opportunities to create new mini parks or neighborhood parks within Planning Areas 1, 2, 4, and 5
- Expand accessibility to and within** existing parks

Policy and Programs

- Explore collaborative opportunities** with the Village of Northfield
- Continue to build on** festival events
- Continue to update** Park District website

Other

- Review and Update** Comprehensive Plan (annually)



CHAPTER THREE

Analyze

Inventory & Analysis

Overview

The Analyze: Inventory & Analysis chapter provides a description and illustration of the existing conditions of the Northfield Park District, showing a basic understanding of the District's assets and programs.

Purpose

This chapter documents the inventory and analysis accomplished during the Analyze phase of the Comprehensive Master Planning update process. This phase describes the context in which the District operates, the recreation services it provides, and the patrons that utilize the parks, facilities, and programs.

Included in the chapter is information defining the community's demographic makeup and detailed maps of the District that identify parks, trails, and other relevant land uses. This chapter also includes the level of service for parks and facilities comparing the District's total acreage of parks and open space and indoor facility square footage to local, state, and national benchmarks. A distribution mapping analysis of the geographic location of parks is also found in this chapter.

This information provides insight into potential surpluses or deficiencies the District has in terms of parks, open space, facilities, and amenities.

Chapter Outline

- Demographics
- Existing Conditions
- Asset Inventory
 - Park Classifications
 - Park and Open Space Inventory Matrix
 - Indoor Facility Inventory Matrix
- Level of Service Analysis
 - Acreage
 - Distribution
 - Mini Park Distribution Analysis
 - Neighborhood Park Distribution Analysis
 - Community Park Distribution Analysis
 - Overall Park Distribution Analysis
 - Special Demographics Distribution Analysis
 - Amenities
 - Facility Square Footage

Context Map

GLENCOE PARK DISTRICT

NORTHBROOK PARK DISTRICT









WINNETKA PARK DISTRICT

NORTHFIELD PARK DISTRICT

GLENVIEW PARK DISTRICT

WILMETTE PARK DISTRICT

Context Map Legend

-  NPD Boundary
-  Village of Northfield Boundary
-  Adjacent Park District
-  NPD Park
-  Golf Course
-  Park by Others
-  Forest Preserve
-  School

1 INCH = 3,000 FEET

0 1,500 3,000 6,000 FEET



Demographics

The demographics review utilized the Environmental Systems Research Institute (ESRI) software to gather up-to-date demographic data necessary to gain an understanding of the District and its community demographic makeup.

Summary

According to 2021 estimates, the Northfield Park District has a population of 4,364. Total population numbers from 2010 (the most recent U.S. Census published at the time this report was prepared) indicate the population is growing. The population is expected to continue growing into 2026, when the population is projected to be 4,505. The Park District's projected annual growth rate of 0.64% is close to the nation's rate of 0.71%. However, the state's population is projected to decrease at an annual rate of 0.15%.

There are 1,692 households within the Park District. According to the U.S. Census, a household "includes all the persons who occupy a housing unit as their usual place of residence." Out of these 1,692 households, 78.3% (1,324) are families. A family is defined as a household in which one or more people are related to the householder by birth, marriage, or adoption. The average household size is 2.54. This is a minor decrease from 2010 (2.59) and is projected to decrease slightly in 2026 to 2.53.

Age Distribution

With a median age of 52.3, the Park District has a mature, aging population. According to 2021 estimates, 46.5% of the population is over the age of 55. This age group is expected to remain at a similar 46.1% through 2026. The aging active adult and senior populations are, and will continue to be, a major District demographic.

Since 2010, all age groups under age 20 have decreased. The under-10 age group is expected to make a slight increase and the 10-19 age groups are expected to level off going into 2026.

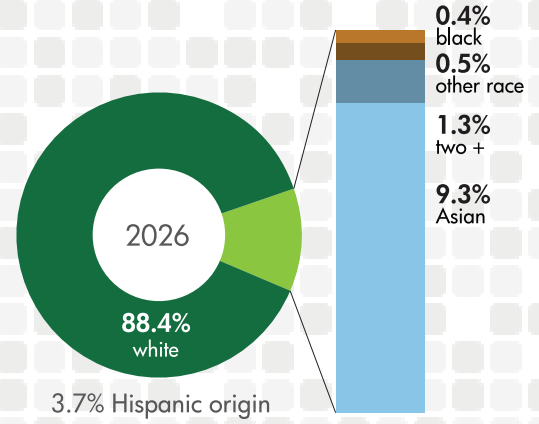
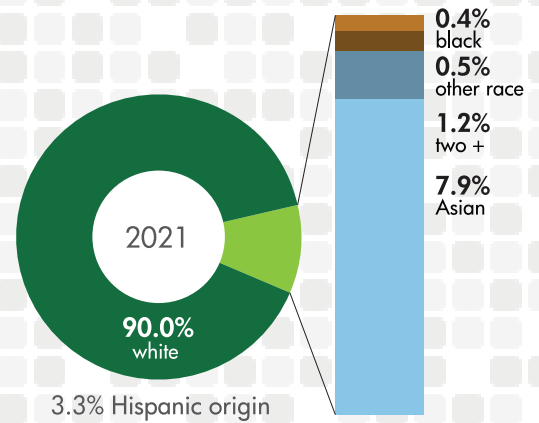
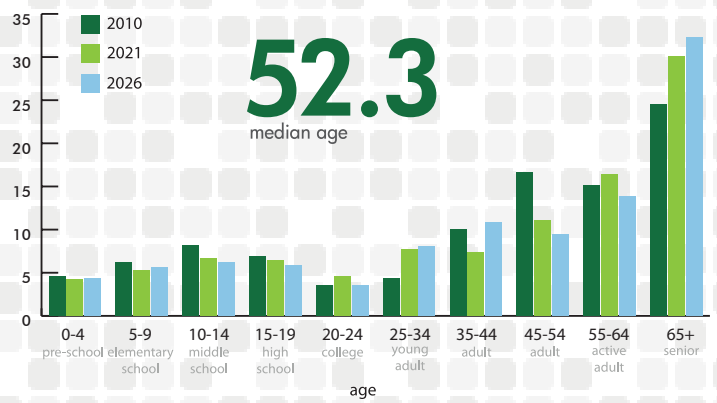
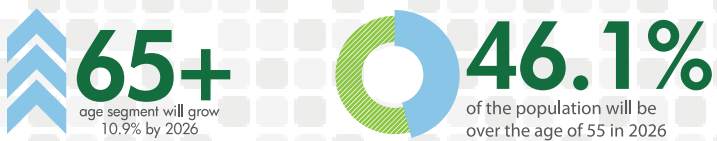
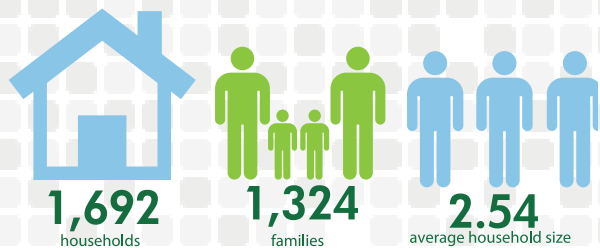
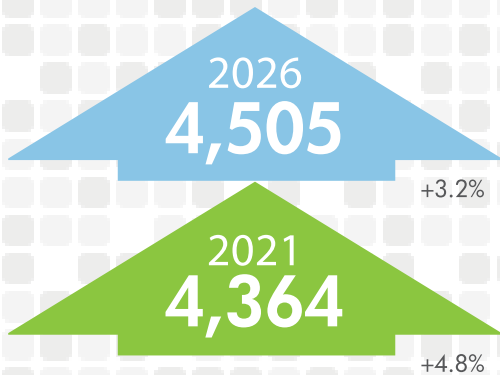
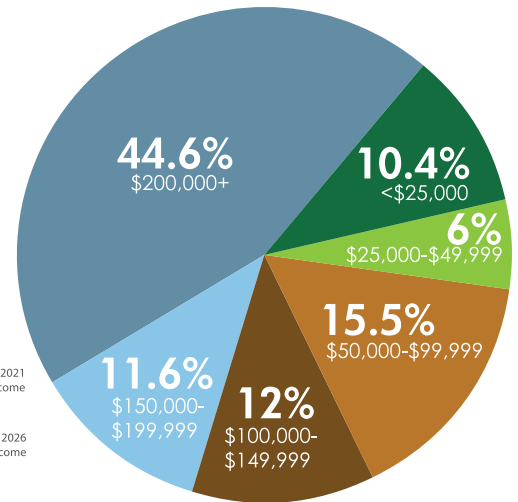
Race and Ethnicity

According to ESRI, the Northfield Park District has a diversity index of 23.7. The Diversity Index captures the racial and ethnic diversity of a geographic area in a single number, 0 to 100, and allows for efficient analysis of diversity throughout the U.S. The Diversity Index is "the likelihood that two persons, selected at random from the same area, would belong to a different race or ethnic group." According to demographic estimates, 90.0% of Park District residents indicate their race as White, resulting in a low Diversity Index. The second largest group identifies as "Asian Alone" at 7.9%, followed by "Two or More Races" at 1.2%, "Some Other Race Alone" at 0.5%, and finally "Black Alone" at 0.4%. Separately, 3.3% of the population identifies their ethnicity as Hispanic. Race and ethnicity are considered two different concepts and are measured separately. The U.S. Census Bureau defines race as "a person's self-identification with one or more social groups." Meanwhile, ethnicity "determines whether a person is of Hispanic origin or not...Hispanics report as any race."

Source: Environmental Systems Research Institute (ESRI)

Income

The median household income for Northfield Park District is more than double the state and national median. It is expected that the median household income will increase at a rate of about 1.9% annually, which is lower than the state and national growth rates (2.4% and 2.5%, respectively) but will remain well above both median income amounts in 2026. Ten point four percent of the District's population make less than \$25,000 per year, which is the poverty level as defined by Illinois Legal Aid.



Existing Conditions

The first step in the comprehensive planning process is to understand not only the context around the Park District but also the existing conditions of the District's assets including land use, open space, and trails.

Land Use

The Northfield Park District encompasses a majority of the Village of Northfield and portions of the Villages of Northbrook and Glencoe. A large portion of the Village of Northfield that falls within the Park District boundary is residentially zoned property with some pockets of Office-Research District and General Business District zoned parcels. The Village of Northfield zoning map can be found in the appendix.

Open Space Providers

NPD is only one of the public open space and outdoor recreation providers in the community. The Forest Preserve District of Cook County and several schools also manage open space in the District. The map to the right displays both the public and private open spaces with Northfield Park District.

Public Open Space

Park District, Municipal, Forest Preserve District, State, Federal

The Northfield Park District owns just over 30 acres of active open space. The Forest Preserve District of Cook County owns more than 200 acres of land within the NPD boundaries.

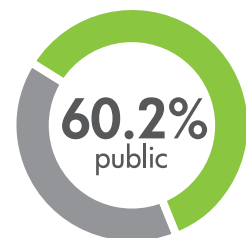
Institutional Open Space

Elementary, Middle, and High Schools; Colleges / Universities

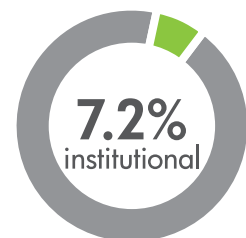
Northfield is served by Sunset Ridge School District #29. Two of the three schools that make up the District are located within NPD boundaries. The other schools in the Park District are private schools. The College of American Pathologists is also located within the NPD boundaries.

Private Open Space

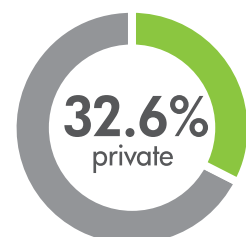
Sunset Ridge Country Club is a privately owned and operated golf course located within the Northfield Park District and makes up approximately one-third of the available open space in District.



253.6 acres

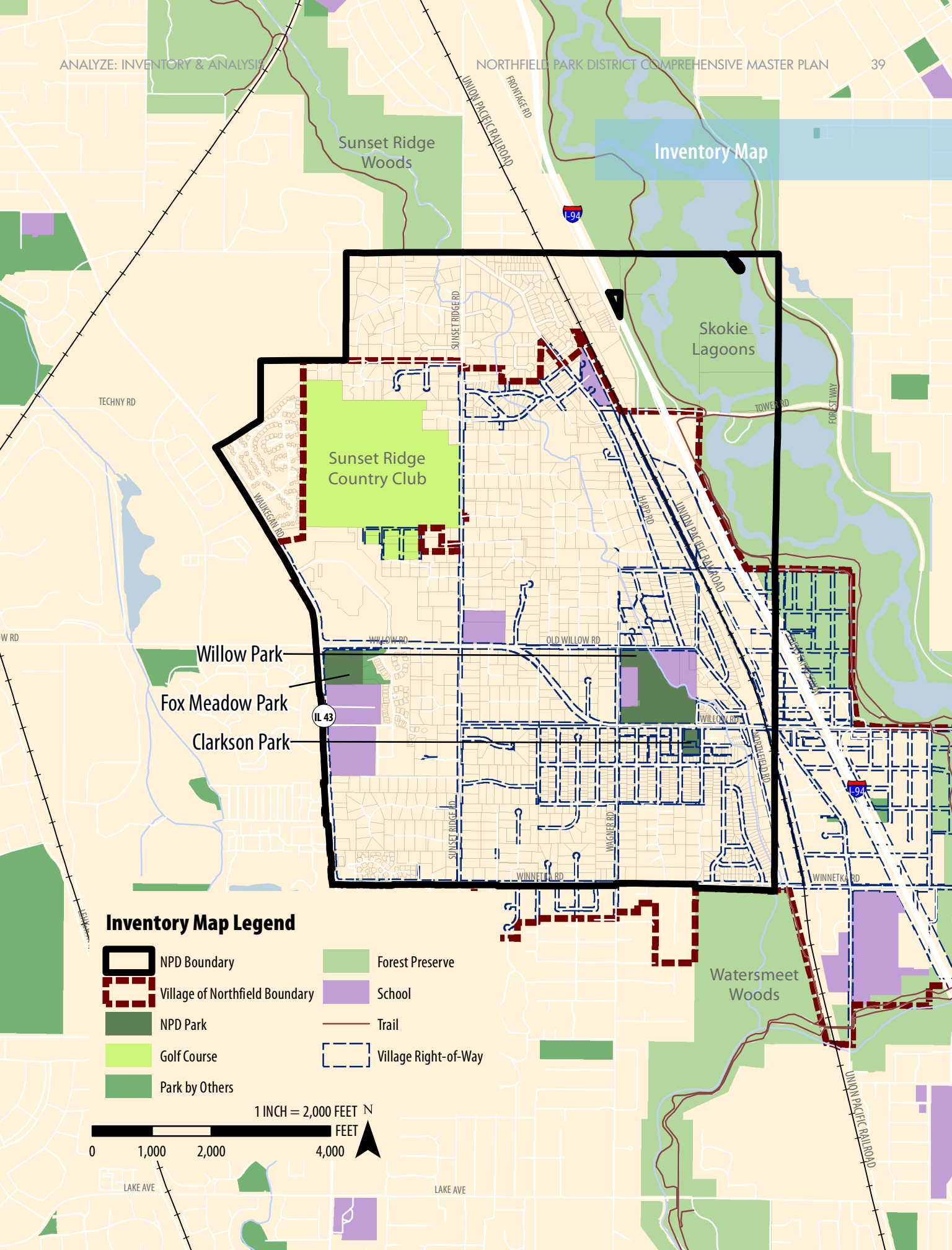


30.5 acres













137.3 acres

Inventory Map



Inventory Map Legend

-  NPD Boundary
-  Village of Northfield Boundary
-  NPD Park
-  Golf Course
-  Park by Others
-  Forest Preserve
-  School
-  Trail
-  Village Right-of-Way



LAKE AVE

LAKE AVE

Sunset Ridge Country Club

Skokie Lagoons

Willow Park

Fox Meadow Park

Clarkson Park

Watersmeet Woods

Sunset Ridge Woods

UNION PACIFIC RAILROAD

FRONTAGE RD

TECHNY RD

SUNSET RIDGE RD

WINNEGAN RD

WILLOW RD

OLD WILLOW RD

IL 43

SUNSET RIDGE RD

WINNETKA RD

WAGNER RD

HAPP RD

UNION PACIFIC RAILROAD

TOWER RD

FOREST WAY

WILLOW RD

WINNETKA RD

UNION PACIFIC RAILROAD



Natural Features

This section outlines the existing natural features present within the District. This includes watersheds, riparian corridors, floodplains, and wetlands.

Watersheds & Riparian Corridors

Watersheds are drainage basins, where water drains from land surfaces downhill into a body of water. The Northfield Park District is part of one major watershed - the North Branch Chicago River-Chicago Sanitary and Ship Canal Watershed. This watershed has a total drainage area of 24.6 square miles and consists primarily of residential areas and forest preserves.

This major watershed is divided into sub-watersheds. NPD encompasses three of these sub-watersheds: Skokie River Sub-Watershed, Upper North Branch Chicago River Sub-Watershed, and West Fork North Branch Chicago River Sub-Watershed.

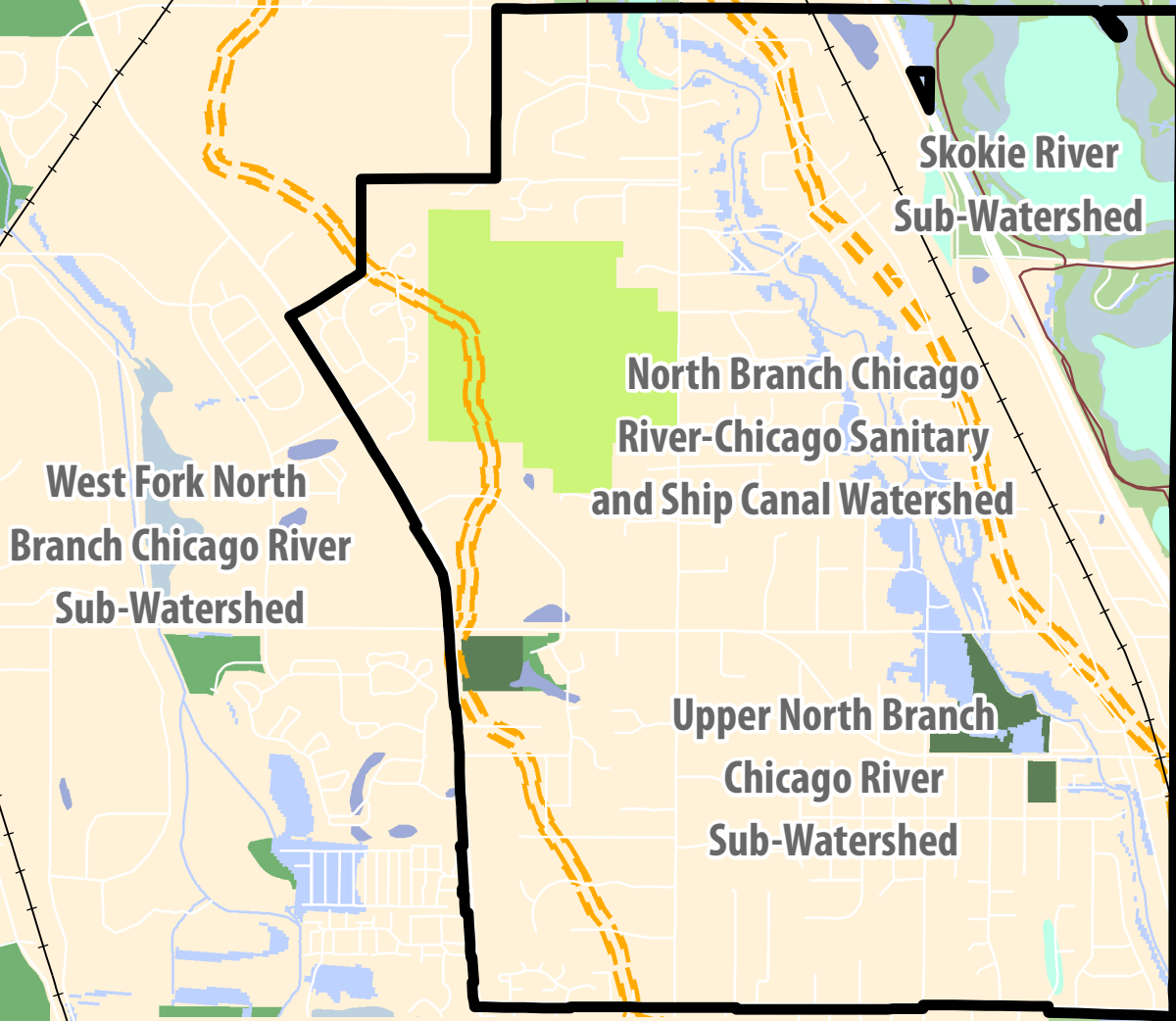
Floodplain

The Federal Emergency Management Agency through the National Flood Insurance Program produces Flood Hazard Boundary maps for areas prone to flood hazards. The 100-year floodplain associated with each of the creeks is shown in medium blue on the Natural Features map. The 100-year floodplain denotes the area potentially impacted by the level of flood water expected to be equalled or exceeded every 100 years on average or have a 1% chance of being equalled or exceeded in any single year. These areas are restricted from development in Northfield. The floodplain protection has created the opportunity for natural and built connections along these corridors throughout the Park District.

Wetlands

Wetlands are lands saturated with water. This saturation impacts the soil character, plant and animal communities, and surface conditions of the land. Wetland data from the National Wetlands Inventory conducted by the US Fish and Wildlife Service is depicted in the Natural Resources Map. The types of wetlands found within the District are Freshwater Emergent Wetland and Freshwater Forested / Shrub Wetland. These wetlands are mostly contained within the Skokie Lagoons Forest Preserve property.

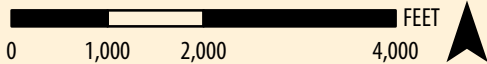
Natural Features



Natural Features Map Legend

- NPD Boundary
- Watershed
- NPD Park
- Golf Course
- Park by Others
- Forest Preserve
- Sub-Watershed
- Freshwater Forested/Shrub Wetland
- Freshwater Emergent Wetland
- 100 Year Flood Zones

1 INCH = 2,000 FEET



Middle North Branch
Chicago River
Sub-Watershed

Asset Inventory

As part of the planning process, the guidelines outlined by the National Recreation and Parks Association (NRPA) - Park, Recreation, Open Space and Greenway Guidelines are referenced.

NRPA recommends creating a park classification system to serve as a guide for organizing an agency's parks. Park, recreation, and greenway classification guidelines are expressions of the minimum amount and development of land a community should provide for different classifications or types of parks, open space, and greenways.

Mini Park, Neighborhood Park, Community Park, Large Urban Park, and Sports Complexes are the five classifications for parks recognized by the NRPA. Commonly, School Parks serve similar functions as Neighborhood Parks, and Large Urban Parks and Sports Complexes are included in the Community Park category.

These categories are based on size, function, and use. Mini Parks are the smallest and most limited in function, while Community Parks are typically the largest parks of a system and serve a variety of functions for the community. Other open space categories recognized by the NRPA are Natural Areas; Trails, Corridors, or Linear Parks; and Special Use. Undeveloped Parks are sites not yet developed for meaningful access. This category is recognized for planning purposes but is not an NRPA category.

These classifications are vital to a comprehensive Level of Service analysis. In the park and open space matrix on the following pages, amenities were quantified to understand the District's total recreational offerings.

The District's indoor space was also categorized by the type of facility and / or use. The facility open space inventory follows the park and open space inventory. It categorizes the District's facilities by use and identifies the total administration, recreation, and support space allocations within each facility.

PARK CLASSIFICATIONS

<i>Classification</i>	<i>General Description</i>	<i>Location Criteria</i>	<i>Size Criteria</i>	<i>Park District Parks</i>
Mini Park	Mini Parks meet the need for a walkable, drop-in recreation experience. Appropriate elements in these parks include playgrounds, picnic areas, and seating. These parks usually do not include parking. Used to address limited, isolated, or unique recreational needs.	Less than 0.25 mile distance in a residential setting.	N/A	N/A
Neighborhood Park	Neighborhood Parks remain the basic unit of the park system and are generally designed for informal active and passive recreation and community gathering spaces. Elements in these parks often include playgrounds, picnic areas, sports fields, and trail systems. Neighborhood Parks serve as the recreational and social focus of the neighborhood.	0.25 to 0.5 mile distance and uninterrupted by non-residential roads and other physical barriers.	3.0 acres to 6.0 acres	Clarkson Park, Fox Meadow Park
Community Park	Community Parks focus on meeting community-wide recreation needs. These parks preserve unique landscapes and often serve the community as gathering places and general athletics. Elements in these parks include playgrounds, pavilions, trails and path systems, multiple sport courts and fields. Serves broader purpose than the neighborhood park. Focus is on meeting community based recreation needs, as well as preserving unique landscapes and open spaces.	Usually serves two or more neighborhoods and 0.5 to 3 mile distance.	Greater than 20 acres	Willow Park
Natural Area*	Conservation and wildlife areas, wooded areas, and waterways that are maintained for the most part in their natural state.	Service radius is unlimited.	No applicable standard	N/A
Special Use*	Special use facilities focus on meeting community-wide recreation needs. Often, these spaces, both indoor and outdoor, are designed as single-use recreation activities. Examples include golf courses, nature centers, and museums. Areas for specialized or single purpose recreational activities. Generally designed for active recreation and focus on meeting community-based recreation needs.	No applicable standard.	Variable, depending on desired amenity	N/A
Trails, Corridors, and Linear Park*	Effectively tie park system components together to form a continuous park environment.	Resource availability and opportunity.	No applicable standard	N/A
Undeveloped Park	Lands owned by the agency but not yet developed with any amenities to provide meaningful access to the site such as trails, seating areas, and other passive and active recreation amenities.	No applicable standard.	Variable	N/A

*from NRPA's Park, Recreation, Open Space and Greenway Guidelines

SPORTS COURTS AND AMENITIES														WATER-BASED AMENITIES							NATURAL FEATURES		
Basketball	Baseball	Disc Golf (holes)	Football / Rugby	Golf Course (holes)	Golf Driving Range	Horseshoe Pit	Lacrosse	Pickleball Court	Skate Park	Soccer	Softball	Tennis Court	Tennis Court with Pickleball Overlay	Volleyball Court	Swimming Beach (linear feet)	Swimming Pool	Splash Pad	Ice Skating	Sled Hill	Boat Launch	Fishing	Creek / River / Open Water	Natural Area / Gardens
										1							1	1					X
										1													X
	2							6		2	2	2										X	X
0	2	0	0	0	0	0	0	6	0	3	2	2	0	0	0	0	1	1	0	0	0	1	3
0	2	0	0	0	0	0	0	0	0	0	2	0	0	0	0	0	0	0	0	0	0	0	0
0	0	0	0	0	0	0	0	6	0	3	0	2	0	0	0	0	1	1	0	0	0	1	3

Indoor Facility Matrix

	SQUARE FOOTAGE	RESTROOMS		ADMIN		ACTIVITY ROOMS					RECREATION AND FITNESS						OTHER					
	Total Square Footage	Restrooms	Locker Rooms	Reception Desk	Office	Kitchen	Concessions	Banquet / Community	Classroom / Multipurpose	Art Room	Teen Room	Auditorium	Gymnasium	Indoor Turf	Fitness / Weight Room	Aquatics	Indoor Activity Courts	Dance	Storage	General	Greenhouse	Maintenance
INDOOR FACILITIES																						
Recreation & Fitness Programming																						
Northfield Community Center	11,000	5	1	1	6	1	1		2				1	1				1	2	1		2
Recreation & Fitness Programming	11,000																					
Single-Use																						
Clarkson Lodge	1,500	2				1	1	1											1			1
Single-Use	1,500																					
Maintenance																						
Maintenance Garage at Willow Park	3,600																					1
Maintenance	3,600																					
TOTAL SQUARE FOOTAGE	16,100	7	1	1	6	2	2	1	2	0	0	0	1	0	1	0	0	1	3	1	0	4
	SQUARE FOOTAGE	RESTROOMS		ADMIN		ACTIVITY ROOMS					RECREATION AND FITNESS						OTHER					
	Total Square Footage	Restrooms	Locker Rooms	Reception Desk	Office	Kitchen	Concessions	Banquet / Community	Classroom / Multipurpose	Art Room	Teen Room	Auditorium	Gymnasium	Indoor Turf	Fitness / Weight Room	Aquatics	Indoor Activity Courts	Dance	Storage	General	Greenhouse	Maintenance



Level of Service Analysis

This Level of Service analysis evaluates how well the District's parks, facilities, and amenities are serving the current needs of the community.


The development of a Level of Service standard for parks and recreation began in the 1980s with the development of Levels of Service for other infrastructure such as water, storm water drainage, sewer systems, and transportation. These benchmarks provide agency officials with the ability to respond to growing communities, evolving demographics, and changing needs. It is important to note however, that these benchmarks are not strict rules that all communities should follow. These Level of Service benchmarks are simply another gauge for agencies to use when determining future needs and services.


According to the National Recreation and Parks Association (NRPA), the Level of Service is a quantification of the park and recreation delivery philosophy and policy of a community. Its basic utility is in meeting a legal and / or economic requirement of quality service and equity. As a basic rule, a Level of Service benchmark should:

- Be practical and achievable
- Provide for an equitable allocation of park and recreation resources throughout a community with equal opportunity access for all citizens
- Reflect the real-time demand of the citizens for park and recreation opportunities

The Level of Service standard uses four measurements to help a community evaluate the comprehensiveness and equitability of their current park and recreation offerings. These are:

1. **Acreage:** A calculation of the minimum amount of land required to provide all of the recreation activities and facilities required to support such activities
2. **Distribution:** An evaluation of how equitably park and open space sites are placed throughout the community, as well as how accessible existing sites are to residents
3. **Amenities:** A calculation of the minimum number of amenities and facilities required to meet state and / or national averages
4. **Square Footage:** A calculation of the minimum number of indoor square footage required to provide all of the recreation programs and services





Level of Service guidelines are developed by state and national agencies, including the NRPA. Historically, a Level of Service analysis has been limited to total park and open space acreage alone and did not include distribution, amenities, or indoor square footage. The national standard for acreage Level of Service was 10 acres per 1,000 population, but as park and recreation planning developed, professionals saw the need to develop a more comprehensive benchmarking tool that could be adjusted for, and specific to, each community.

Because one size does not fit all, the NRPA recommends using community-specific benchmarks. Park Metrics is the NRPA's online management tool designed for public park and recreation agencies.

This tool is a supplement to the NRPA standards that have guided land acquisition and development for the past 55 years. Through this tool, agencies have the ability to compare themselves and their offerings with departments and agencies in their state or region. Agencies can also compare themselves to others based on factors such as total population, operating budget, and full-time technical equivalent employees. Now, agencies can plan and benchmark with more applicable data than national averages.

Park Metrics has thousands of data points and more than 600 completed profiles. It is now the largest and most comprehensive collection of detailed municipal, county, state, and special district data. As more agencies add their data to the database, trends and patterns begin to emerge that help agencies plan and benchmark.

The following Level of Service analyses reference national NRPA standards, Park Metrics benchmarks, and local and regional-specific standards set by the State of Illinois and the planning team. The Northfield Park District was compared to 25 agencies with populations between 2,500 and 7,500 registered with NRPA's Park Metrics.

Acreage

Acreage Level of Service benchmarks are calculations of the recommended amount of land required to provide all of the recreation activities and facilities required to support them.

The NRPA's population ratio method (acres / 1,000 population) emphasizes the direct relationship between recreation spaces and people and is the most common method of estimating an agency's level of service for parkland and open space. In addition to the baseline of 10 acres / 1,000 population used in this analysis, Park Metrics benchmarks are also used to understand how the Northfield Park District compares to agencies of similar population size.

Based on the NRPA benchmark of 10 acres per 1,000 population, 43.64 acres of Mini, Neighborhood, and Community Park space is recommended for the Northfield Park District. The table to the right designates these park assets as "Active Recreation Areas." With 31.53 acres of open space dedicated to Neighborhood and Community Park uses (the District has no Mini Park assets), NPD has a 12.11 acre deficit compared to this benchmark. The District has a level of service of 7.23 acres per 1,000 population, which is approximately three quarters of the NRPA recommended 10 acres per 1,000 population.

Northfield Park District has no designated natural areas, special use, or greenway park space, so the NRPA recommendations for all District-managed open space acres and level of service do not change from the active recreation area benchmarks. However, when all public space within the NPD boundary is considered, there is a 240.44 acre surplus, in large part due to the Forest Preserve property located in the eastern portion of the Park District.

The Park Metrics database was referenced to understand how the Northfield Park District compares to agencies across the nation with similar population sizes. The Northfield Park District has a population of 4,364. Out of over 600 agencies reporting, there were 25 with populations between 2,500 and 7,500. Park Metrics provided information on the following level of service benchmarks:

- Total Number of Parks
- Total Park Acres
- Total Acres Managed
- Acres of Park Per 1,000 Residents

NPD has three parks that total 31.53 acres, which is about half of the median six parks and 77.0 acres as reported by Park Metrics.

Level of Service Analysis: 10 acres / 1,000 population

OWNED / LEASED ACTIVE RECREATION AREAS

Classification	NPD Acreage (Total)	NPD Existing Level of Service (acres / 1,000 population)	IAPD/NRPA Recommended Acreage	IAPD/NRPA Recommended Level of Service (acres / 1,000 population)	Acreage deficiency / surplus (acre)
Mini Park	0.00	0.00	2.18	0.50	-2.18
Neighborhood Park	9.00	2.06	8.73	2.00	0.27
Community Park	22.53	5.16	32.73	7.50	-10.20
Total Active Recreation Areas	31.53	7.23	43.64	10.00	-12.11

Recommended acreage is based off the existing population of 4364

ALL NPD MANAGED OPEN SPACE

Classification	NPD Acreage (Total)	NPD Existing Level of Service (acres / 1,000 population)	IAPD/NRPA Recommended Acreage	IAPD/NRPA Recommended Level of Service (acres / 1,000 population)	Acreage deficiency / surplus (acre)
Mini Park	0.00	0.00	2.18	0.50	-2.18
Neighborhood Park	9.00	2.06	8.73	2.00	0.27
Community Park	22.53	5.16	32.73	7.50	-10.20
Natural Areas	0.00	0.00	0.00	0.00	0.00
Special Use	0.00	0.00	0.00	0.00	0.00
Greenways	0.00	0.00	0.00	0.00	0.00
Total NPD Open Space	31.53	7.23	43.64	10.00	-12.11

Recommended acreage is based off the existing population of 4364

ALL PUBLIC OPEN SPACE

Classification	NPD Acreage (Total)	NPD Existing Level of Service (acres / 1,000 population)	IAPD/NRPA Recommended Acreage	IAPD/NRPA Recommended Level of Service (acres / 1,000 population)	Acreage deficiency / surplus (acre)
NPD Total Parks & Open Space	31.53	7.23	43.64	10.00	-12.11
School Open Space	30.50	6.99	0.00	0.00	30.50
Forest Preserve Open Space	222.05	50.88	0.00	0.00	222.05
Total Public Open Space	284.08	65.10	43.64	10.00	240.44

Recommended acreage is based off the existing population of 4364

Level of Service Analysis: Park Metrics Benchmark

OWNED / LEASED ACTIVE RECREATION AREAS

Classification	NPD Acreage (Total)	NPD Existing Level of Service (acres / 1,000 population)	Park Metrics Recommended Acreage	Park Metrics Average, Recommended Level of Service (acres / 1,000 population)	Acreage deficiency / surplus (acre)
Total Active Recreation Areas	31.53	7.23	49.31	11.30	-17.78
Total NPD Managed Open Space	31.53	7.23	49.31	11.30	-17.78

Recommended acreage is based off the existing population of 4364

Distribution

Planning areas are used to analyze park distribution, land acquisition, and park facility redevelopment needs. Planning areas are delineated by major pedestrian barriers, including major roads or highways, railroad corridors, and impassable natural features.

The location and geographic distribution of the parks themselves can offer an indication of how well an agency is serving its residents. Understanding where parks are located in relation to residential development determines who is under-resourced. This analysis may reveal the need for acquisition, to expand service, or may reveal that the District is serving the residents well and should focus on maintaining or updating existing assets.

Methodology

In the Northfield Park District, arterial roads and interstates, serve as the main pedestrian barriers. These barriers resulted in five planning areas.

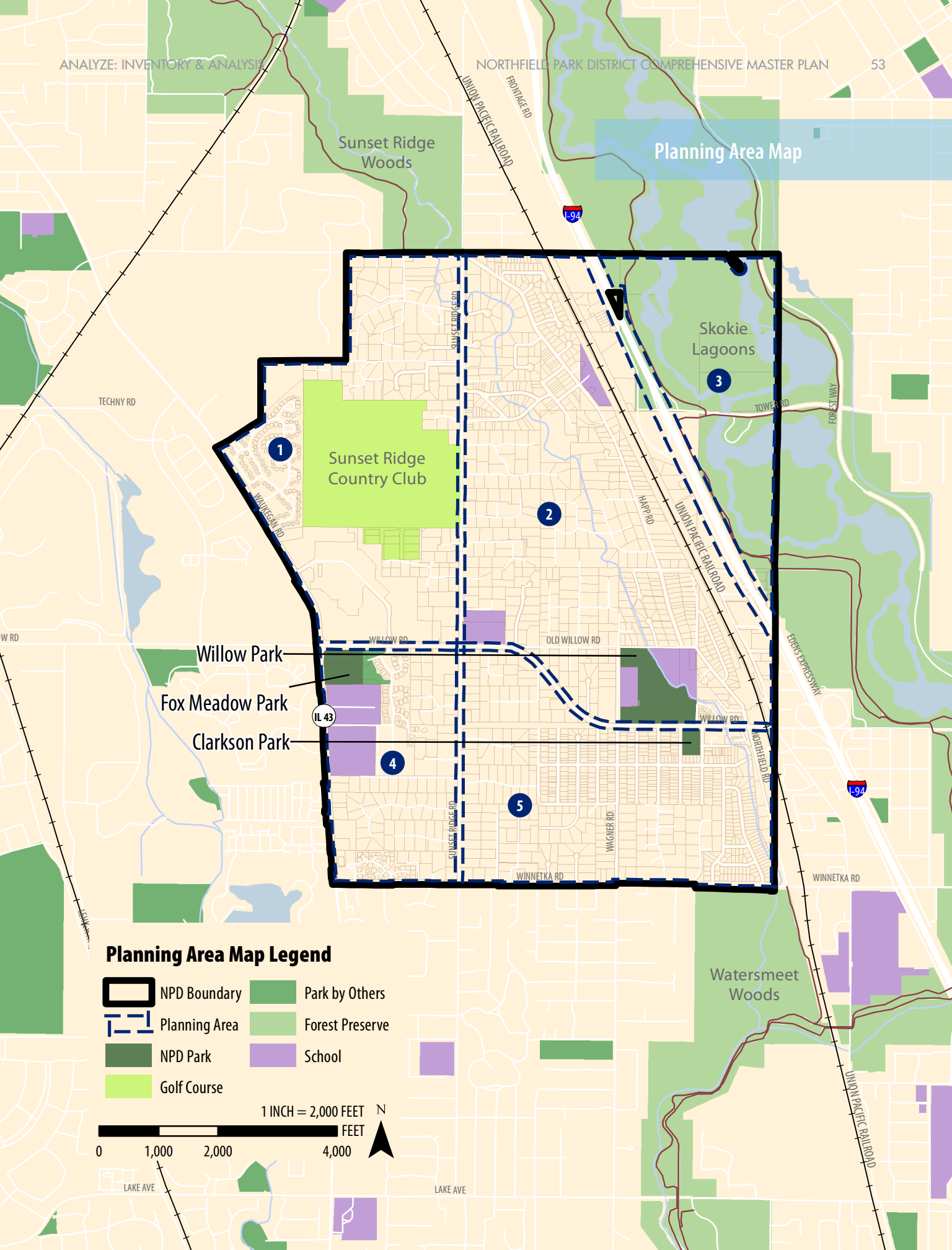
A service area, illustrated in the following maps with an orange halo, was created around each individual park. The shape of each service area is determined by analyzing the existing road and sidewalk infrastructure to identify the actual route of distance one has to travel to access the park. The size of the service area is dependent upon the park classification and is either a quarter, half, or one mile.

The table on page 43 notes the various recommended service area distances for Mini, Neighborhood, and Community Parks. Service area buffers for Mini and Neighborhood Parks were truncated to the planning area boundaries in which the park is located. Planning area boundaries are considered barriers to safe or comfortable pedestrian access, and Mini and Neighborhood Parks are considered walk-to or walkable destinations. For Community Parks, the boundaries were not truncated because these parks are seen as drive-to destinations.


Finally, overlaying service area maps reveal which areas are most and least served by the existing park system. The most served areas are illustrated by the dark orange, while the least served areas are illustrated by the lack of orange. The orange service area buffers overlap to form a gradient that illustrates the degree to which residents are served. The

darker the orange, the better these residents are served. Residents who fall within the darker or opaque orange areas are served by multiple parks and their amenities. Demographics for each planning and service area further informed the level of service analysis.

Planning Area Map



- Planning Area Map Legend**
- NPD Boundary
 - Planning Area
 - NPD Park
 - Golf Course
 - Park by Others
 - Forest Preserve
 - School



Map Labels:

- Sunset Ridge Woods
- Sunset Ridge Country Club
- Skokie Lagoons
- Watersmeet Woods
- Willow Park
- Fox Meadow Park
- Clarkson Park
- 1
- 2
- 3
- 4
- 5

Infrastructure Labels:

- TECHNY RD
- WILLOW RD
- OLD WILLOW RD
- WINNETKA RD
- WAGNER RD
- WINNETRA RD
- IL 43
- I-94
- UNION PACIFIC RAILROAD
- FRONTAGE RD
- HARP RD
- TOWER RD
- FOREST WAY
- EDDIE'S EXPRESSWAY
- LAKE AVE

Mini Parks

Sunset Ridge Woods

194

Skokie Lagoons

TOWER RD

Sunset Ridge Country Club

1

2

3

Willow Park

Fox Meadow Park

Clarkson Park

IL 43

4

5

194

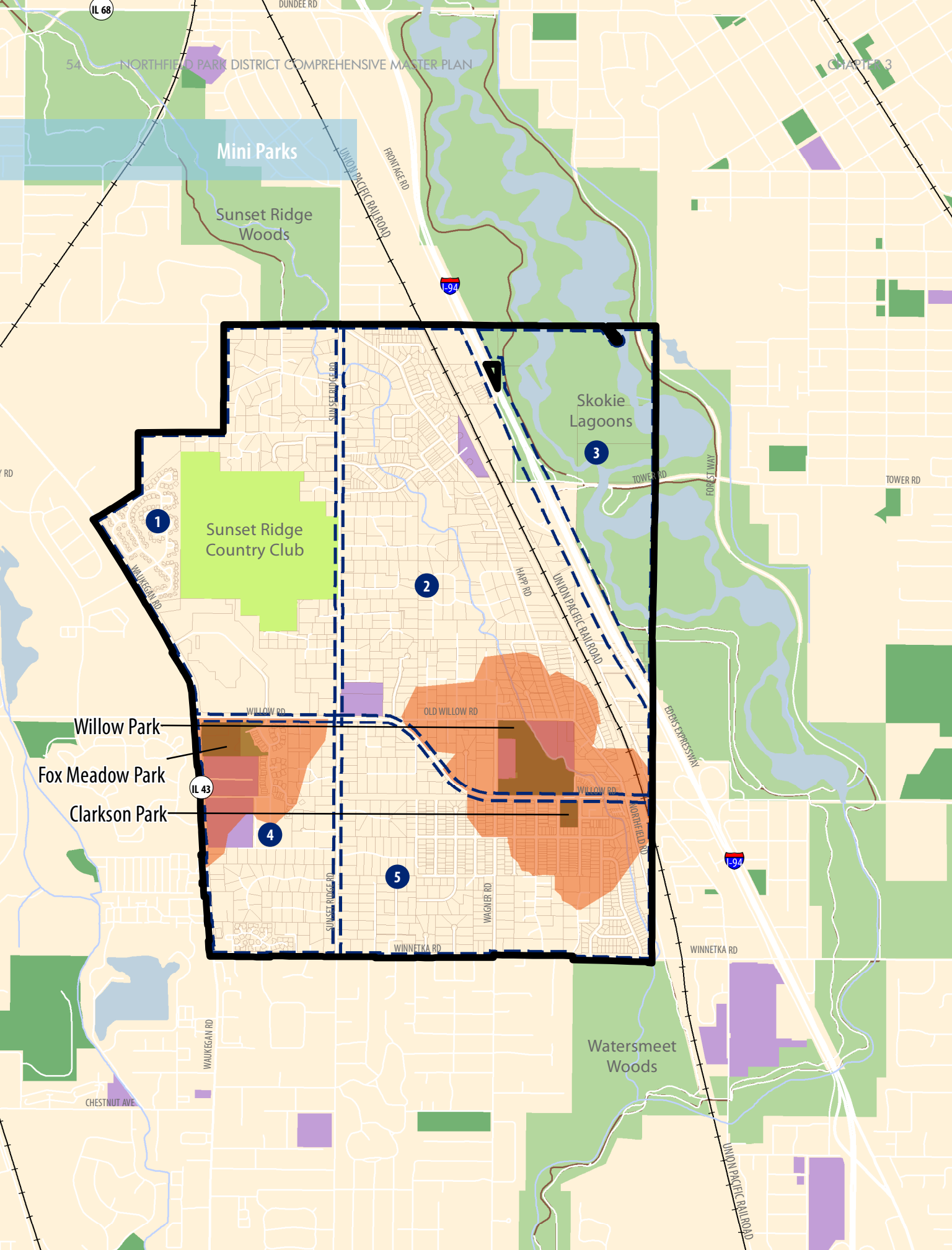
Watersmeet Woods

CHESTNUT AVE

WAUKEGAN RD

WINNETKA RD

JUNIOR PACIFIC RAILROAD



Mini Park Distribution Analysis

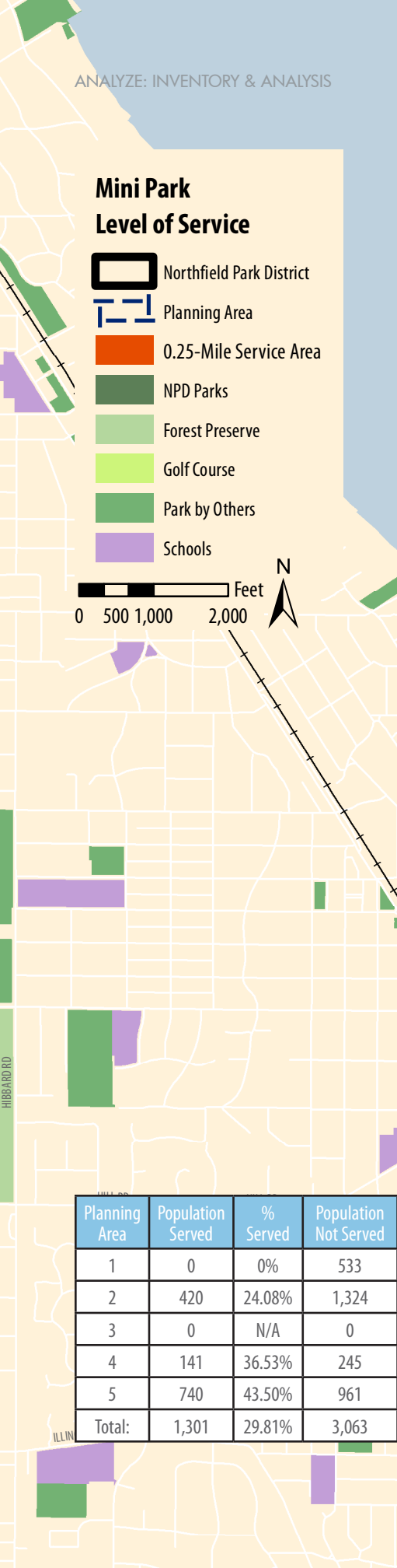
Mini Parks meet the need for a walkable, drop-in recreation experience. Appropriate elements in these parks include playgrounds, picnic areas, and seating opportunities.

The purpose of the Mini Park Distribution Analysis is to determine which planning areas are under-resourced by the District’s existing Mini Park land holdings. Currently, the District does not have any Mini Park assets.

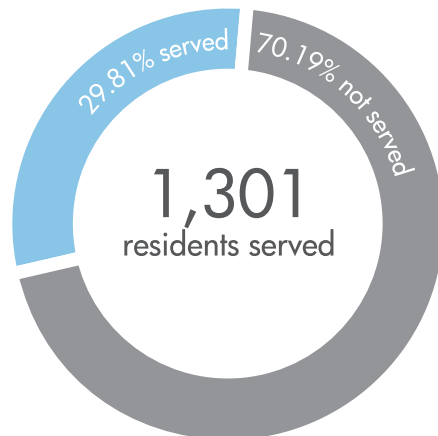
The Mini Park service area map illustrates a 0.25-mile service radius (shown in orange) around each existing Mini Park.

The map to the left illustrates the 0.25-mile service area reach for Neighborhood and Community Parks. These parks serve the function of a Mini Park for those residents within a 0.25-mile distance from the park. According to NRPA’s Park, Recreation, Open Space and Greenway Guidelines, Mini Park service areas do not include residents who must cross a planning area boundary to reach the park. Service areas are truncated at all planning area boundaries.

Planning Area 5 is the best served in terms of both number of residents served and percent of residents served. The percent of the population within the planning area with access is important, but knowing which planning areas have the highest total population without access allows the planning team to prioritize based on need. The planning area with the most residents not served is Planning Area 2 followed by Planning Area 5. It should also be noted that the entire population of Planning Area 1 has no park access within a 0.25-mile walking distance of their home. The included table compares the total population served to the population not served. Overall, 29.81% of the Northfield Park District’s population has access to a park asset within one-quarter mile walking distance. This is lower than the median Mini Park Distribution Level of Service of 43.5% within the planning team’s database.



Planning Area	Population Served	% Served	Population Not Served
1	0	0%	533
2	420	24.08%	1,324
3	0	N/A	0
4	141	36.53%	245
5	740	43.50%	961
Total:	1,301	29.81%	3,063



Neighborhood Parks

Sunset Ridge Woods

Skokie Lagoons

Sunset Ridge Country Club

3

2

1

Willow Park

Fox Meadow Park

Clarkson Park

IL 43

4

5

Watersmeet Woods

TOWER RD

EDENS EXPRESSWAY

IL 94

WINNETKA RD

WAUKEGAN RD

CHESTNUT AVE

UNION PACIFIC RAILROAD

FRONTAGE RD

IL 94

HAPP RD

UNION PACIFIC RAILROAD

TOWER RD

FOREST WAY

WILLOW RD

OLD WILLOW RD

WILLOW RD

NORTHFIELD RD

SUNSET RIDGE RD

WINNETKA RD

WAGNER RD

UNION PACIFIC RAILROAD

RD

RD

Neighborhood Park Distribution Analysis

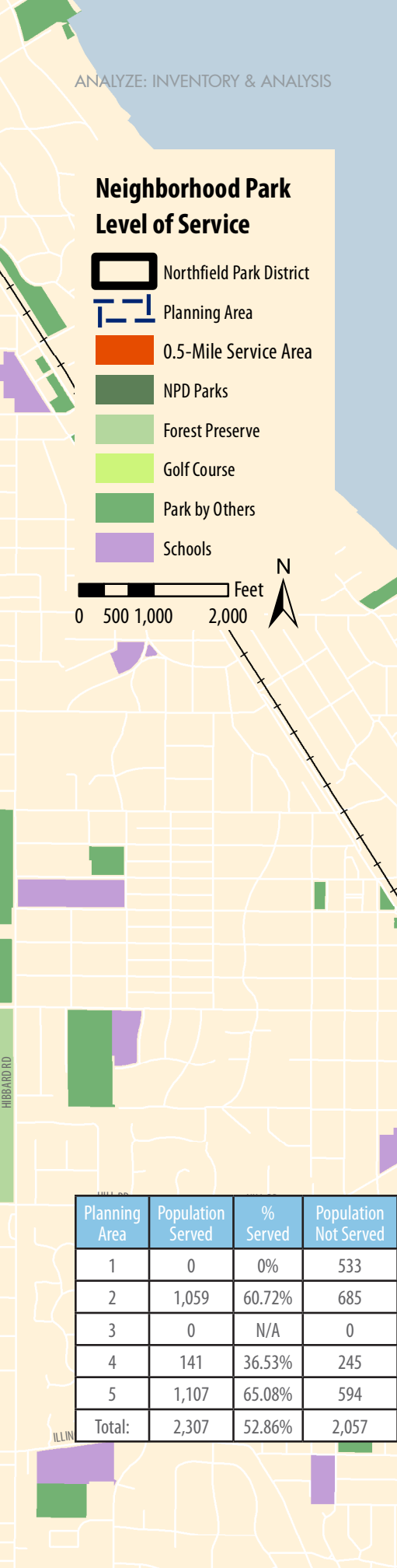
Neighborhood Parks remain the basic unit of the park system and are generally designed for informal active and passive recreation and community gathering spaces.

The purpose of the Neighborhood Park Distribution Analysis is to determine which planning areas are under-resourced by the District’s existing Neighborhood Park land holdings. Currently, the NPD has two Neighborhood Parks that range from 3.0 to 6.0 acres.

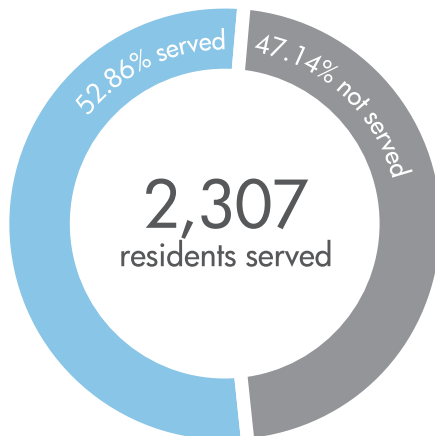
The Neighborhood Park service area map illustrates a 0.5-mile service radius (shown in orange) around each existing Neighborhood Park.

This plan also illustrates a 0.5-mile service area for Community Parks, as these parks can serve the function of a Neighborhood Park for residents within a 0.5-mile distance from the park. According to NRPA’s Park, Recreation, Open Space and Greenway Guidelines, Neighborhood Park service areas do not include residents who must cross a planning area boundary to reach the park. Service areas are truncated to all planning area boundaries.

Planning Area 5 is the best served in terms of both number of residents served and percent of residents served. The planning area with the most residents not served is Planning Area 2 followed by Planning Area 5. It should also be noted that the entire population of Planning Area 1 has no park access within a 0.5-mile walking distance of their home. The included table compares the total population served to the population not served. Overall, 52.86% of the Northfield Park District’s population has access to a park asset within one-half mile walking distance. This is close to the median Neighborhood Park Distribution Level of Service of 53.2% within the planning team’s database.



Planning Area	Population Served	% Served	Population Not Served
1	0	0%	533
2	1,059	60.72%	685
3	0	N/A	0
4	141	36.53%	245
5	1,107	65.08%	594
Total:	2,307	52.86%	2,057



Community Parks

Sunset Ridge Woods

Skokie Lagoons

Sunset Ridge Country Club

3

2

1

Willow Park

Fox Meadow Park

Clarkson Park

IL 43

4

5

Watersmeet Woods

TOWER RD

FRONTAGE RD

94

JUNIOR PACIFIC RAILROAD

SUNSET RIDGE RD

TOWER RD

FOREST WAY

HAPP RD

JUNIOR PACIFIC RAILROAD

EDEN'S EXPRESSWAY

WILLOW RD

OLD WILLOW RD

WILLOW RD

NORTHFIELD RD

94

WINNETKA RD

WAGNER RD

WINNETKA RD

WAUKESGAN RD

CHESTNUT AVE

JUNIOR PACIFIC RAILROAD

RD

RD

Community Park Distribution Analysis

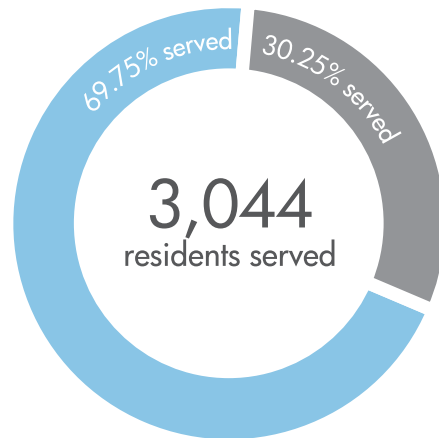
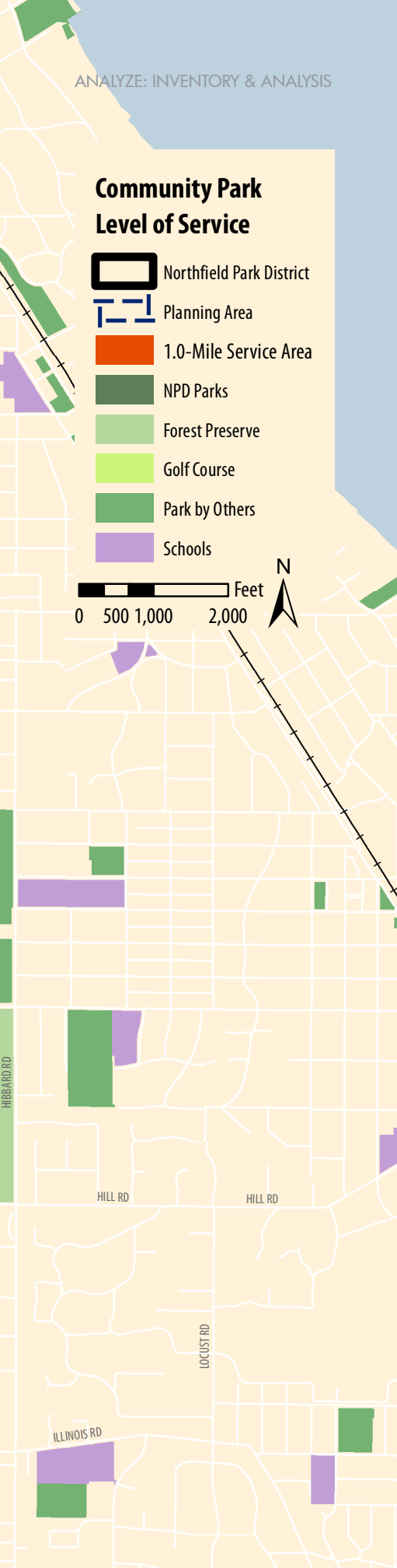
Community Parks focus on meeting community-wide recreation needs. These parks may preserve unique landscapes and often serve as event and recreational team sport spaces.

The purpose of the Community Park Distribution Analysis is to determine the location of gaps in Community Park service area coverage. Currently, Northfield Park District has one Community Park that is 22.5 acres in size.

The Community Park service area map illustrates a one-mile service radius (shown in orange) around each existing Community Park.

Unlike Mini and Neighborhood Parks, Community Parks are considered drive-to recreation destinations. Service areas are not limited to the boundary of the planning area in which they are located. These drive-to destinations cover multiple planning areas and are community destinations for Park District residents. Additionally, it is common for residents living outside the Park District boundary to also utilize Community Parks.

Overall, 69.75% of the District has access to a Community Park asset within a 1-mile drive from where they live. The largest gaps exist in the northwest, north, and southwest portions of the Park District. NPD's Community Park Level of Service is slightly higher than the median 68.9% service found in the planning team's database. Additionally, over 2,100 people living outside of the Northfield Park District boundary are served by NPD's Community Park assets.



+2,184
non-Park District
residents served

Overall

Sunset Ridge Woods

Skokie Lagoons

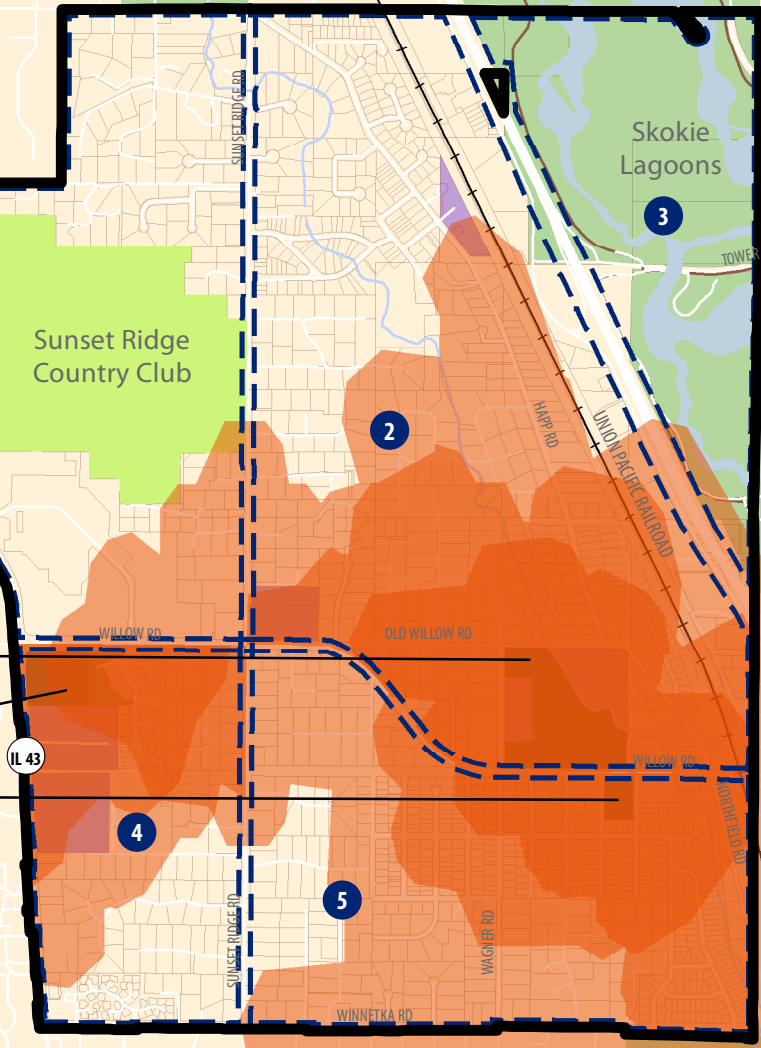
Sunset Ridge Country Club

Willow Park

Fox Meadow Park

Clarkson Park

Watersmeet Woods



IL 43

94

IL 68

94

IL 43

94

CHESTNUT AVE

WAUKEGAN RD

WINNETKA RD

WAGNER RD

WINNETKA RD

UNION PACIFIC RAILROAD

UNION PACIFIC RAILROAD

FRONTAGE RD

SUNSET RIDGE RD

HAPP RD

UNION PACIFIC RAILROAD

TOWER RD

FOREST WAY

TOWER RD

EDEN'S EXPRESSWAY

OLD WILLOW RD

WINNETKA RD

Overall Park Distribution Analysis

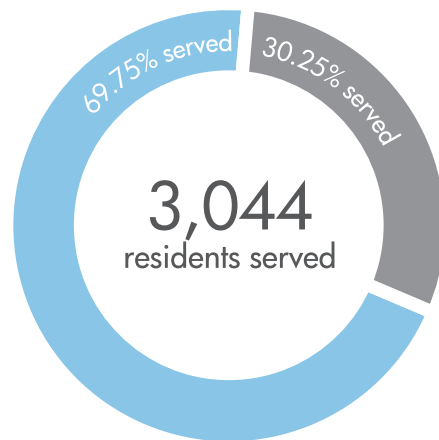
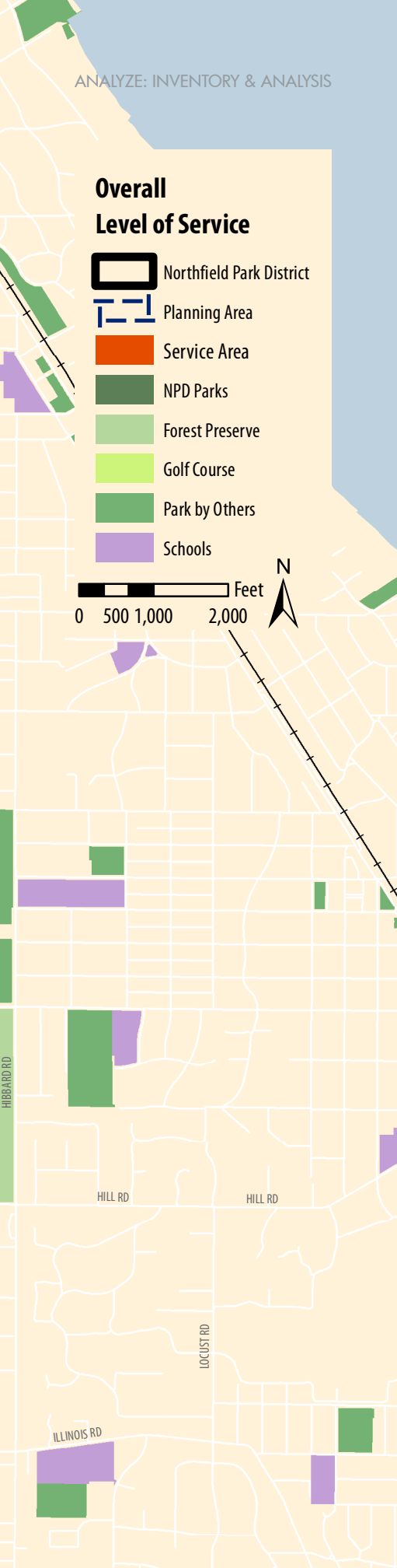
The Overall Service Area Analysis illustrates the District-wide deficiencies for Mini, Neighborhood, and Community Park assets combined.

The purpose of the Overall Park Distribution Analysis is to develop a District-wide understanding of the location, distribution, and Level of Service of all existing Mini, Neighborhood, and Community Parks.

The overall service area map illustrates the service areas for all Mini (0.25-mile), Neighborhood (0.5-mile), and Community Parks (1.0-mile).

Per NRPA guidelines, the Mini and Neighborhood service areas are truncated to the boundaries of the individual planning areas in which they reside. Community Parks are considered drive-to destinations and their service areas are not truncated to the planning area boundaries.

The Overall Level of Service matches the Community Park Level of Service at 69.75% of Northfield Park District residents served by a Mini, Neighborhood, and / or Community Park within 1-mile of their home. However, this is significantly lower than the 90.4% median Overall Level of Service found in the planning team's database.



+2,184
non-Park District
residents served

Special Demographics

The Planning Team also took a deeper look at more specific demographic groups overlaid with the Planning Areas, including households with one or more persons with a disability, households falling under the poverty level, and the District's Hispanic population.

Disability

Of the 1,692 households within the Northfield Park District boundary, 14.35% (243 households) include at least one member with a disability. The US Census Bureau defines disability broadly as "difficulty with one of the following six basic areas of function: ambulation, cognition, hearing, independent living, self-care, and vision." The highest concentration of the disabled population lives in Planning Areas 1, 4, and 5, with just over 15% of the households containing a person with a disability in each Planning Area.

Poverty Level

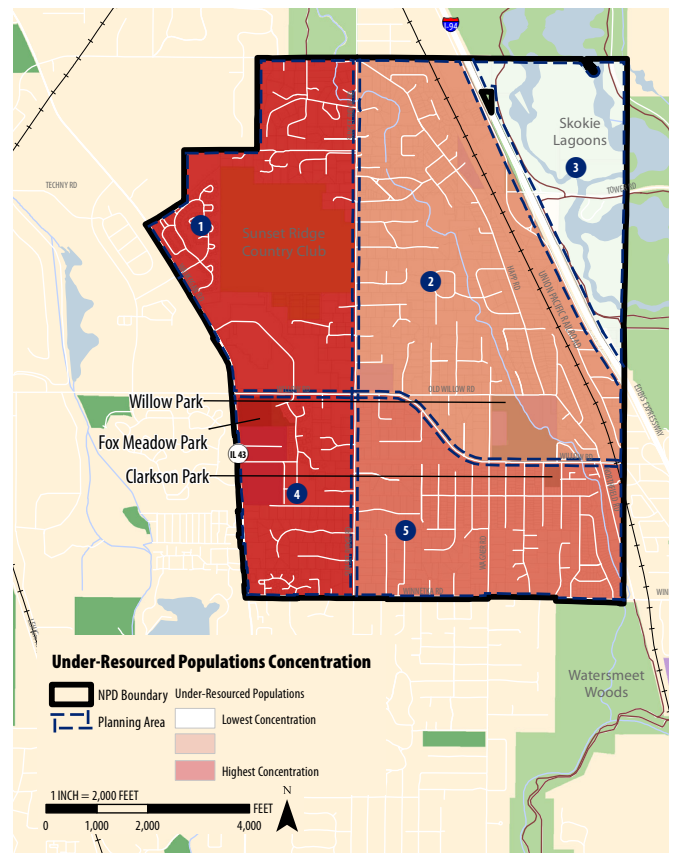
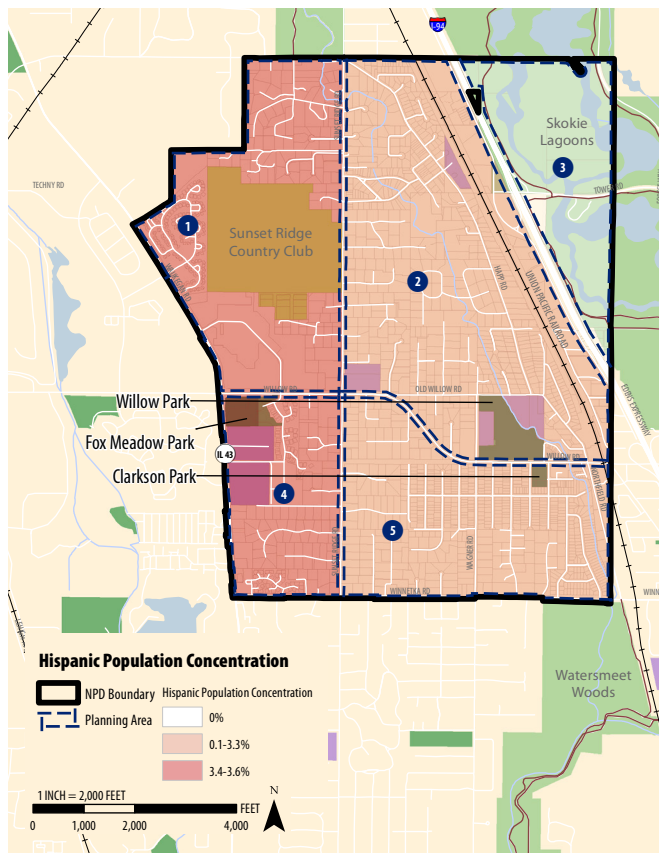
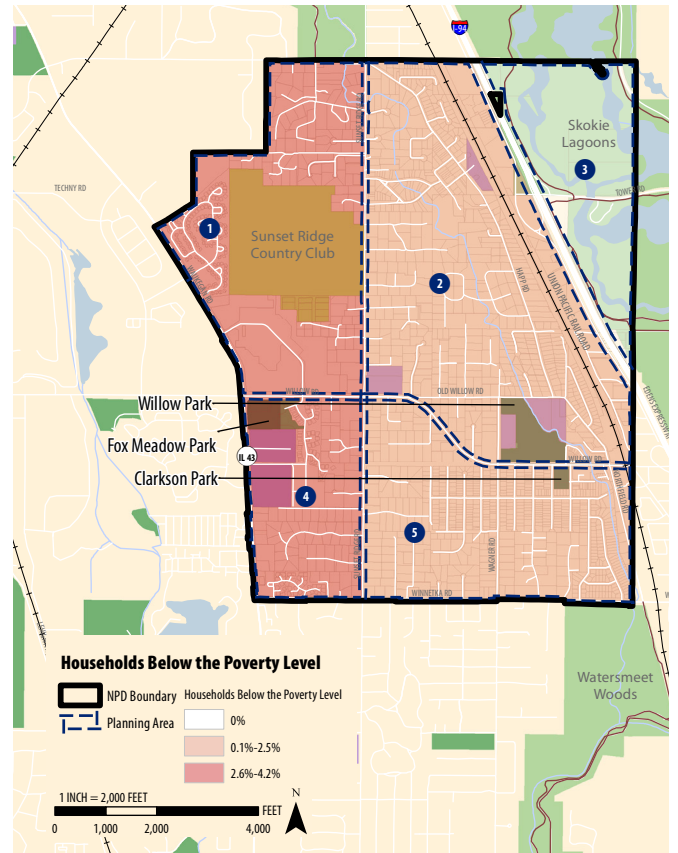
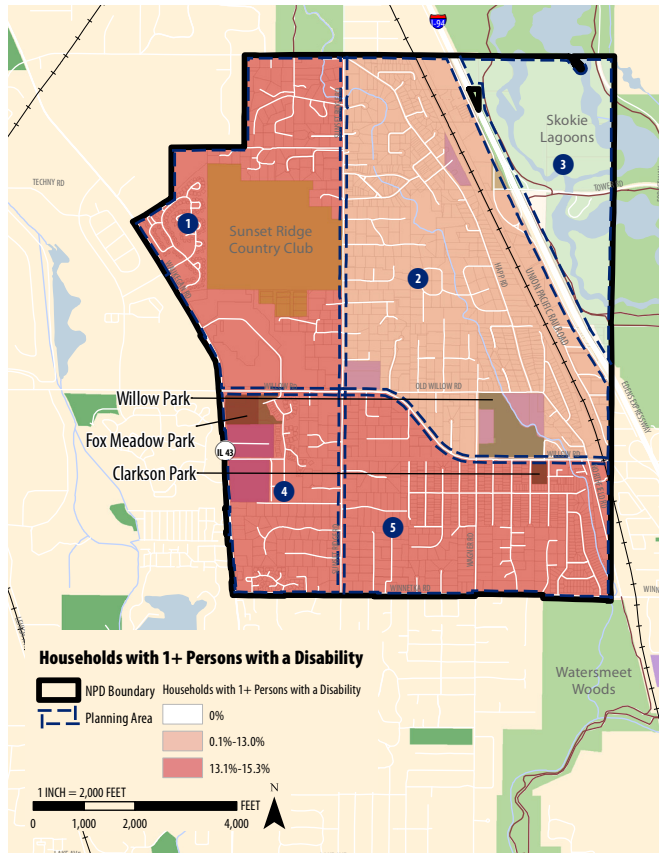
As previously defined, the poverty level in Illinois is \$25,000. Northfield Park District residents have a relatively low poverty rate of 10.4%, with the highest concentrations located in Planning Areas 1 and 4.

Hispanic Population

NPD's Hispanic population is spread nearly equally across the District with between three and four percent of the population identifying as Hispanic in each of the populated Planning Areas. Planning Areas 1 and 4 contain a marginally higher concentration of the Hispanic population, with 3.56% and 3.63% of the Planning Area population identifying as Hispanic, respectively.

Combined

When the maps for these three groups are overlaid, it becomes apparent that these groups are generally concentrated in the western half of the District, primarily in Planning Areas 1 and 4. Increased attention should be given to these areas during planning efforts to increase recreation access and equity.



Amenities

In addition to park acreage and distribution, another measure of Level of Service is the total recreation amenities available to residents. These benchmarks come from the Illinois Statewide Comprehensive Outdoor Recreation Plan (SCORP) and the National Recreation and Park Association (NRPA) Park Metrics.

SCORP Comparison

Based on the Illinois SCORP, the Northfield Park District meets or exceeds the recommended number of amenities for seven of the 37 amenities outlined in the chart to the right. Amenities that meet or exceed the recommendation are identified by black or green text in the “Surplus / Deficit” column.

Items with red text noted in the “Surplus / Deficit” column are deficiencies. The five amenities with the greatest deficiencies, according to the comparison against SCORP averages are:

- Swimming Beaches (in linear feet): -73.9
- Hiking Trails: -2.0
- Fishing Pier / Docks / Access: -1.8
- Cross-Country Trails: -1.7
- Marina Slips: -1.2

Because Northfield Park District is a land-locked District, some of the deficiencies noted, such as swimming beaches and marina slips, are to be expected. Meeting recommendations for these amenities may not be a priority for the Park District.

Existing Population 2021

	Northfield Park District			Illinois Facility Average		Surplus / Deficit
	Existing # of Facilities (total)	Existing # of Facilities at current standards	Existing # of Facilities per 1,000 population	Total # of Facilities needed to meet IL Average	IL Average # of Facilities per 1,000 population	Surplus / Deficit
WATER-BASED FACILITIES						
Fishing Pier / Docks / Access	0	0	0.00	1.8	0.41	-1.8
Boat Launch Ramps / Access	0	0	0.00	0.5	0.12	-0.5
Canoe only access areas	0	0	0.00	0.2	0.04	-0.2
Marina Slips	0	0	0.00	1.2	0.27	-1.2
Swimming Pools	0	0	0.00	0.1	0.03	-0.1
Swimming Beaches (linear ft.)	0	0	0.00	73.9	16.94	-73.9
Spray Grounds / Splash Pads	1	1	0.23	0.1	0.03	0.9
TRAILS						
Multi-Use Trails (Miles)	0.5	0.5	0.11	0.7	0.16	-0.2
Hiking Trails	0	0	0.00	2.0	0.46	-2.0
Bicycle Trails	0	0	0.00	0.4	0.10	-0.4
Physical Fitness Trails (Stations)	5	5	1.15	1.0	0.22	4.0
Nature / Interpretive Trails (Miles)	0	0	0.00	0.2	0.05	-0.2
Cross-Country Trails	0	0	0.00	1.7	0.40	-1.7
Snowmobile Trails	0	0	0.00	0.5	0.11	-0.5
Ski Trails	0	0	0.00	0.8	0.18	-0.8
DAY USE FACILITIES						
Picnic Shelters	5	5	1.15	0.9	0.21	4.1
Playgrounds	2	1	0.23	1.8	0.40	-0.8
Interpretive Centers	0	0	0.00	0.0	0.01	0.0
SPORTS COURTS AND FACILITIES						
Tennis Courts	2	2	0.46	2.1	0.49	-0.1
Pickleball Courts*	6	6	1.37	--	--	--
Basketball Courts	0	0	0.00	1.1	0.25	-1.1
Volleyball Courts	0	0	0.00	0.7	0.17	-0.7
Baseball Fields	2	0	0.00	1.1	0.26	-1.1
Softball Fields	2	0	0.00	0.6	0.14	-0.6
Football Fields	0	0	0.00	0.2	0.05	-0.2
Soccer Fields	3	3	0.69	0.8	0.18	2.2
Golf Course (18-Hole Course)	0	0	0.00	0.0	0.01	0.0
Golf Course (9-Hole Course)	0	0	0.00	0.0	0.01	0.0
Golf Driving Range	0	0	0.00	0.0	0.00	0.0
Ice Rinks	1	1	0.23	0.2	0.04	0.8
Horseshoe Pits	0	0	0.00	1.1	0.24	-1.1
Bocce Court	0	0	0.00	0.0	0.00	0.0
Shuffleboard courts	0	0	0.00	0.2	0.05	-0.2
Dog Parks	0	0	0.00	0.0	0.01	0.0
Frisbee Golf	0	0	0.00	0.0	0.01	0.0
Skate Park	0	0	0.00	0.1	0.02	-0.1
Field Hockey	0	0	0.00	0.0	0.00	0.0

*current SCORP report does not list any standards for this amenity

Park Metrics Comparison

In addition to the SCORP averages, the planning team referenced NRPA's Park Metrics to identify how the Northfield Park District compares to other agencies throughout the U.S. with populations between 2,500 and 7,500. Park Metrics provided information about the total population per facility for 17 recreation facilities and amenity types.

The table below compares the total number of Park District-owned and managed facilities to agencies with similar populations. According to Park Metrics benchmarks, the District meets or exceeds the total number of Community Centers and soccer fields offered by agencies of similar population size.

The graphs to the right provide a visual representation of how the Park District's existing amenities compare to the State average and National median of those same amenities.

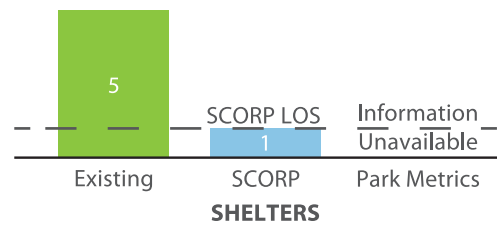
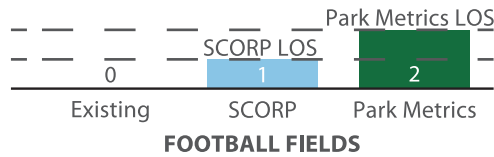
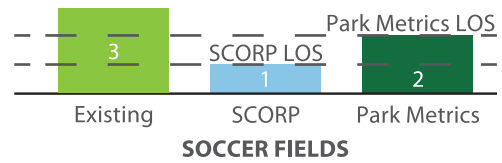
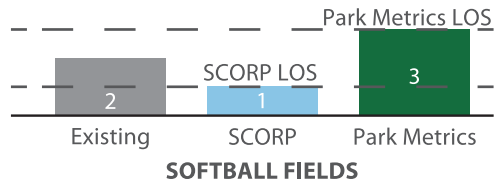

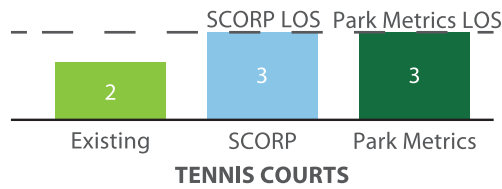
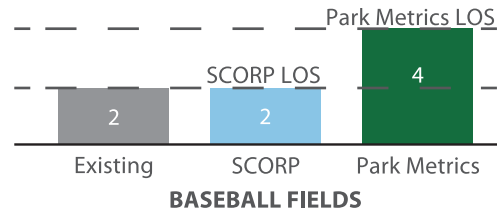
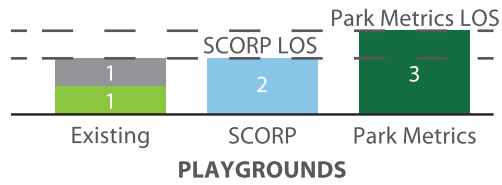
Existing Population 2021

Northfield Park District			Illinois Facility Average	Surplus / Deficit
Existing # of Facilities (total)	Existing # of Facilities at current standards	Existing # of Facilities per population	Total # of Facilities needed to meet Park Metrics median	Surplus / Deficit

INDOOR FACILITIES					
Recreation Center	0	0	0.00	0.7	-0.7
Community Center	1	1	0.23	1.0	0.0
Senior Center	0	0	0.00	0.6	-0.6
Ice Skating Rink (indoor)	0	0	0.00	1.1	-1.1
Conference Center	0	0	0.00	1.1	-1.1
Nature / Interpretive Center	0	0	0.00	0.6	-0.6
Performing and / or Visual Arts Center	0	0	0.00	0.7	-0.7

DAY USE FACILITIES					
Playgrounds	2	1	0.23	2.8	-1.8

SPORTS COURTS AND FACILITIES					
Tennis Courts	2	2	0.46	2.8	-0.8
Basketball Courts	0	0	0.00	2.0	-2.0
Baseball Fields (90 ft)	0	0	0.00	1.1	-1.1
Baseball Fields (50-65 ft)	2	0	0.00	2.0	-2.0
Softball Fields (youth)	0	0	0.00	1.7	-1.7
Softball Fields (adult)	2	0	0.00	1.1	-1.1
Football Fields	0	0	0.00	2.1	-2.1
Soccer / Lacrosse / Rugby Fields (regulation)	0	0	0.00	0.6	-0.6
Soccer / Lacrosse / Rugby Fields (small size)	3	3	0.69	1.2	1.8



- NPD amenity within useful life
- NPD amenity beyond useful life
- Amenities needed to meet SCORP benchmarks
- Amenities needed to meet Park Metrics benchmarks

Facility Square Footage

Square Footage Level of Service benchmarks are calculations of the minimum amount of indoor space recommended to provide for all of the indoor recreation activities offered by the District. It also includes considerations for specific facilities recommended to support programs and activities.

Level of Service (LOS) guidelines for indoor space are less established than the guidelines for park and open space, but the planning team utilizes a Chicagoland benchmark of two square feet per person with 1.5 square feet consisting of indoor classroom-based or active recreation space and 0.5 square feet consisting of indoor aquatics.

The District has a total of 12,500 square feet of indoor recreational programming space. According to the indoor square footage level of service analysis, the District has an indoor level of service of 2.86 square feet per person. Compared to the Chicagoland benchmark, this is a surplus of 3,772 square feet. It is also a surplus of 0.86 square feet per person compared to the recommended 2.0 square feet per person.

The District is deficient in indoor aquatics. According to this Level of Service gauge, the Northfield Park District has a 2,182 square feet deficit in indoor aquatic space and is 0.50 square feet per person below the recommended level of service.

NRPA does not collect square footage data for indoor facilities, so the planning team relies solely on the Chicagoland benchmarking for indoor recreation facility comparisons.

Level of Service Analysis: Chicagoland Benchmark

INDOOR RECREATION SPACE

Classification	NPD Square Feet (Total)	NPD Existing Level of Service (SF / population)	Recommended Square Footage	Recommended Level of Service (SF / population)	Square Footage deficiency / surplus (SF)
Indoor Recreational Space	12500.00	2.86	6546.00	1.50	5954.00
Indoor Aquatics	0.00	0.00	2182.00	0.50	-2182.00
Total Square Feet	12500.00	2.86	8728.00	2.00	3772.00

Recommended acreage is based off the existing population of 4364







Park & Facility Inventory

This inventory offers a snapshot of the existing conditions for all parks during the time of this master plan.

Introduction

This section includes a detailed inventory and analysis of each individual park. The planning team performed a site visit and evaluation for each of the Northfield Park District's park properties to determine the opportunities and/or potential recommendations for improvements. Each site was visited and photographed, and staff provided information on how the park is used and any issues with the site or site amenities.

**The Northfield Park District
has 2 Neighborhood Parks
and 1 Community Park**

Listed in alphabetical order, each spread offers a detailed list of the elements present within and around the site. The inventory checklist is outlined in three categories:

park condition, general observations, and site amenities. A park matrix is also included, providing the quantity of each amenity on a per park basis along with the age of the amenity. Finally, site aerial and character photos are included.

Utilization

The inventory and analysis of each individual park aids in the development of individual action items and is documented to serve as a general park reference guide. This not only allows for the Park District to utilize these pages to reference the existing conditions of each park at the time of the master plan, but also document the on-going changes and updates to each park as capital improvements and master plan action items are completed.

Clarkson Park

1950 New Willow Road

Classification

Neighborhood

Development History

Quantity	Year Built		
		Trails-Multi-Use (miles)	Trails
		Trails-Hiking (miles)	
		Trails-Bicycle (miles)	
		Trails-Nature/Interpretive Regional Trail Access	
		Indoor Program/Support Restrooms	Indoor Facilities
X		Concessions	
		Fitness Stations	Day Use Assets
		Dog Park	
3	2002, 2021, 2021	Picnic Shelter	
1	2021	Playground	Sports Courts and facilities
		Basketball	
		Baseball	
		Disc Golf (holes)	
		Football / Rugby	
		Golf Course (hole)	
		Golf Driving Range	
		Horseshoe Pit	
		Lacrosse	
		Pickleball	
		Skate Park	
		Soccer	
		Softball	
		Tennis	
		Volleyball	
		Swimming Pool	Water-Based Facilities
1	2021	Splash Pad	
X		Ice Skating	
		Sledding	Natural Features
		Boat Launch	
		Fishing	
		Creek / River / Open Water	
X		Natural Area / Gardens	

Park Condition

Pedestrian Access:	neighborhood access, crossings at Churchill St, Bristol St, and Willow Rd, no crossings at Bosworth Ln	good condition
Vehicular Access:	angled parking along Bristol St, street parking along Churchill St	good condition
Comfort Issues:	traffic noise from Willow Rd	
Comforts:	seating along paths and at notable features, bike racks, plumbed restrooms, litter and recycling receptacles	

General Observations

Context	residential, open space (Willow Park)	
Natural Features	flat, depression used for ice skating; rain garden south of playground, mature trees around park perimeter and east of Lodge, ornamental plantings throughout	
Trails / Park Pathways	concrete, concrete pavers, permeable concrete pavers	excellent condition
Site Furnishings	plastic timber and metal benches, plastic timber and metal picnic tables, metal square tables, trash and recycling receptacles, and bike racks	good to excellent condition
Users / Programs	neighborhood users, special events	

Site Amenities

Shelter 1	good condition	
Size / Capacity:	small octagon, 1 table	
Character / Quality:	concrete paving, wood structure, ceiling, shingles, accessible	
Shelter 2	excellent condition	
Size / Capacity:	medium rectangular, 6 tables	
Character / Quality:	concrete paving, steel structure, wood ceiling, shingles, brick column wraps (corners only), accessible	
Shelter 3 (Band Shell)	excellent condition	
Size / Capacity:	medium rectangular	
Character / Quality:	concrete paving, paver band, brick and shake siding (matches Lodge) wood ceiling, shingles, accessible, collapsible acoustic panels (stored in brick columns)	
Playground	excellent condition	
Equipment:	2-5 modular structure, 5-12 modular structure, 3 belt / 3 tot / 1 face-to-face / 1 ADA swings, PIP mounds with crawl tunnel, group spinner, solo spinner, timber climber wall	
Character / Quality:	poured-in-place surfacing with concrete curb in excellent condition, seating available, accessible route to play area	
Splash Pad	excellent condition	
Equipment:	ground sprays, all flush to pavement	
Character / Quality:	concrete paving in excellent condition, stone seatwall surround, accessible	

CLARKSON PARK



Fox Meadow Park

444 Fox Meadow Drive

Classification

Neighborhood

Park Condition

Pedestrian Access:	neighborhood access	good condition
Vehicular Access:	parking lot in excellent condition, ADA parking available	excellent condition
Comfort Issues:	none	
Comforts:	drinking fountain, restrooms / concessions / storage building	

General Observations

Context	residential, institutional (College of American Pathologists), industrial	
Natural Features	flat, natural wetland area with mature trees and shrubs, mature shade and evergreen trees along park perimeter	
Trails / Park Pathways	concrete	fair condition
Site Furnishings	metal benches, concrete and plastic litter receptacles, metal player benches	good condition
Users / Programs	school and neighborhood users	

Site Amenities

Restroom / Concessions	excellent condition	
Character / Quality:	brick building with shake roofing, roof overhangs on two ends for shaded restroom / concessions and shaded playground area seating	
Ownership:	owned by school; Park District has access; restrooms open for park use; concessions area used as storage by Park District	
2-5 Playground	fair condition	
Equipment:	2-5 modular structure, 2 belt / 2 tot swings	
Character / Quality:	engineered wood fiber surfacing with concrete curb, seating available, non-direct accessible route to play area, no ramp into play pit	
Soccer	good condition	
Character / Quality:	natural turf, striped; portable goals; no spectator area or accessible route to field; 1 field owned by Park District, others owned by school; school maintains all fields	
Gazebo	poor condition	
Size:	small octagon	
Character / Quality:	wood structure, wood boardwalk in failing condition, lattice skirt separating from frame; missing spindles in railing; contains light / electrical service	

Development History

Quantity	Year Built		
		Trails-Multi-Use (miles)	Trails
		Trails-Hiking (miles)	
		Trails-Bicycle (miles)	
		Trails-Nature/Interpretive Regional Trail Access	
X*		Indoor Program/Support Restrooms	Indoor Facilities
X*		Concessions	
		Fitness Stations	Day Use Assets
		Dog Park	
1	2001	Picnic Shelter	
1	2002	Playground	Sports Courts and Facilities
		Basketball	
		Baseball	
		Disc Golf (holes)	
		Football / Rugby	
		Golf Course (hole)	
		Golf Driving Range	
		Horseshoe Pit	
		Lacrosse	
		Pickleball	
		Skate Park	Water - Based Facilities
1		Soccer	
		Softball	
		Tennis	
		Volleyball	
		Swimming Pool	Natural Features / Other
		Splash Pad	
		Ice Skating	
		Sledding	
		Boat Launch	
		Fishing	
X		Creek / River / Open Water	
X		Natural Area / Gardens	
X		Parking	

* building owned and maintained by school, but Park District has access



Willow Park

401 Wagner Road

Classification

Community

Park Condition

Pedestrian Access:	school and neighborhood access, Willow Road crossing	excellent condition
Vehicular Access:	parking lot in fair condition, ADA parking available; one way traffic flow, angled spaces	fair condition
Comfort Issues:	no clear pedestrian route through parking lot; no separation between school playground and park	
Comforts:	benches, tables throughout	

General Observations


Context	residential, institutional (Middlefork Primary School, Hyde Park Day School, Northfield Community Church)	
Natural Features	flat, mature deciduous trees, natural plantings along river and northeast of ballfields; North Branch of the Chicago River with stone fishing area, wet prairie detention areas	
Trails / Park Pathways	asphalt	fair condition
Site Furnishings	metal benches, metal bleachers and player benches, metal litter receptacles, metal bike racks, metal and plastic picnic tables	good condition
Users / Programs	school and neighborhood users, programmed baseball / softball	

Site Amenities

Shelter	excellent condition	
Size / Capacity:	large, rectangular; 8-10 tables	
Character / Quality:	attached to maintenance building, concrete paving, brick and shake columns, metal ceiling and roof, accessible, lights	
Soccer Fields	good condition	
Character / Quality:	good condition, portable goals, litter receptacles, no spectator area or ADA access	
Softball Fields	good condition	
Character / Quality:	concrete spectator areas with picnic table, bleachers in good condition, some evidence of infield mix washout evident; black coated chain link fence and traditional hooded backstop in good to excellent condition; uncovered dugouts with player bench; lighted	
Baseball Fields	excellent to good condition	
Size:	(1) Pee Wee, (1) Pony	
Character / Quality:	concrete spectator areas with bleachers in good to excellent condition; black coated chain link fence and traditional backstop in excellent condition; permanent wood frame dugout structures with player bench in good condition; lighted; scoreboard at Pee Wee field	
Tennis / Pickleball Courts	excellent to good condition	
Quantity:	(2) dedicated tennis; (6) dedicated pickleball	
Character / Quality:	black coated chain link fence in fair condition; windscreen along west and north sides of courts; recently repaved and new color coat; ADA accessible	

Development History

Quantity	Year Built		
		Trails-Multi-Use (miles)	Trails
		Trails-Hiking (miles)	
		Trails-Bicycle (miles)	
		Trails-Nature/Interpretive Regional Trail Access	
X		Indoor Program/Support Restrooms Concessions	Indoor Facilities
5		Fitness Stations Dog Park	Day Use Assets
1	2007	Picnic Shelter Playground	
2	2007	Basketball Baseball Disc Golf (holes) Football / Rugby Golf Course (hole) Golf Driving Range Horseshoe Pit Lacrosse Pickleball Skate Park Soccer Softball Tennis Volleyball	Sports Courts and Facilities
6	2007		
2			
2	2007		
2	2022		
		Swimming Pool Splash Pad Ice Skating Sledding Boat Launch Fishing	Water-Based Facilities
X		Creek / River / Open Water	Natural Features
X		Natural Area / Gardens	
X		Parking	Other







CHAPTER FOUR

Connect

Needs Assessment

Overview

The Connect: Needs Assessment chapter documents trends in the recreation industry and specific input received from the Northfield Park District Staff, Board, and community members.

Purpose

The purpose of understanding park and recreation trends is to determine probable demands for certain services and amenities. Recreation trend reports were compiled from nationally-recognized sources to explore spending, participation, and inactivity trends.

In order to increase participation, knowing the trends and interests of various user groups is crucial. Significant changes in specific activities (both increases and decreases) from national, state, and local trends are summarized. Summaries of all engagement sessions follow the national, state, and local trends reports.

This systematic approach to community engagement provided a multitude of avenues for residents to provide input on aspirations and needs while defining concerns and opportunities for the next five years.

During the Connect phase of the master planning process, the planning team reviewed trends and conducted workshops with District staff and community stakeholders. An online engagement portal, available 24 hours per day / 7 days a week, gathered input from residents for a four-week period regarding their thoughts on parks, facilities, and programs. In all, over 500 residents, stakeholders, and staff participated in these community engagement opportunities. Residents also provided input via email.

Summaries of the various avenues of input were reviewed and discussed with the Board of Commissioners.

Chapter Outline

- Methodology
- Review of Trends
 - National
 - State
 - Local
- Online Portal
- Stakeholder / Community Input
- Staff Workshop

METHODOLOGY

Review of Trends

National, State, and Local Trends

National trends were derived from the 2021 Sports, Fitness, and Recreational Activities Topline Participation Report, facilitated by the Sports & Fitness Industry Association, a top national researcher in the sports and fitness industry, as well as the 2021 Outdoor Foundation's Outdoor Recreation Participation Topline Report. State trends were derived from the 2020 Illinois Department of Natural Resources (IDNR) Statewide Comprehensive Outdoor Recreation Plan (SCORP). The Environmental Systems Research Institute's (ESRI) Business Analyst provided local recreation participation trends.

Online Engagement Portal

Online Survey

The online portal included a survey which was available 24 hours a day, 7 days a week from July 18, 2022 to August 15, 2022. In total, 497 participants provided feedback about the District's parks and open spaces, facilities and indoor spaces, programs and events, and Park District priorities.

Community and Stakeholder Interviews


In-person and online video calls with invited residents and key stakeholder groups to provide input on parks, facilities, and programs

Specific interest groups, or stakeholders, relevant to the District's programs, operations, parks, and facilities, as well as residents living in neighborhoods directly adjacent to parks were invited to participate in small group meetings or online conference calls regarding needs and priorities for the next five years. Each group was formatted as a facilitated discussion between participants.

Staff Workshop

Focus group workshop with various full-time staff members

Staff provided input about their goals, objectives, desires, and hopes for the next five years as well as their opinions on the current state of the District. Representatives from all District departments participated.



National Trends

The following national recreation patterns are based on annual studies derived from the statistically valid surveys facilitated by the Sports and Fitness Industry Association with the Physical Activity Council, The Outdoor Foundation, and other national resources.

The Physical Activity Council (PAC) is a partnership of seven major trade organizations in U.S. sports, fitness, and leisure activities. These seven organizations are the Sports & Fitness Industry Association (SFIA), the National Golf Foundation (NGF), Outdoor Industry Association (OIA), the International Health, Racquet, and Sports Club Association (IHRSA), the Tennis Industry Association (TIA), the United States Tennis Association (USTA), and Snowsports Industries America (SIA). The PAC produces an annual Sport, Fitness & Recreational Activities Topline Participation Report providing information on participation, inactivity, spending, aspirational participation, and projections. The 2021 report compiled and analyzed 18,000 online responses collected in 2020. Gender, age, income, household size, region, population density, and panel join date were used as weighting variables to apply the responses to the total U.S. population. The total U.S. population age 6 or older used for this report was 303,971,552.

Other research incorporated in this chapter references the Outdoor Recreation Participation Topline Report, created by the Outdoor Industry Association and


Outdoor Foundation. These partner organizations research and publish the annual topline report which tracks American outdoor recreation trends with a focus on youth, diversity, and the future of the outdoors.

The 2021 report also studied the impacts of the COVID-19 pandemic on sports and fitness. A brief summary of these findings can be found at the end of this section.

In addition to these studies, this chapter references Active Network, a national software company that utilizes recreation data to study market trends.

Sports and Fitness Participation

Overall, more people are becoming active but only around 40 percent of the population of any age group is meeting the recommended time and intensity of activities. Additionally, the percentage of the population who are active has been rising since 2007. 2020 saw a significant increase in participation with rates rising by 8.8 percent.



The data collected suggests that Americans are continuing to add high-calorie burning exercise to their existing exercise routine. The most popular activities are Fitness Sports, however, 2020 reflected the first time total participation in Fitness Sports has decreased since 2014. Following Fitness Sports, the most popular activity categories are Outdoor Sports, Individual Sports, Team Sports, Water Sports, Racquet Sports, and Winter Sports. Among these categories, only Outdoor Sports, Racquet Sports, and Water Sports had an increase in participation rates while all other categories decreased. Activity participation is measured by core participation and growth. Core participants are defined as those who participate in a sport or activity on a regular basis. Based on core participation, the top ten activities in 2020 defined by the number of participants, were:

1. Walking for Fitness (50+ times / year)
2. Hiking (Day) (1+ times / year)
3. Golf (On or Off Course) (1+ times / year)
4. Camping within 1/4 miles of vehicle / home (1+ times / year)
5. Free Weights (Dumbbells / Hand Weights) (50+ times / year)
6. Treadmill (50+ times / year)
7. Running / Jogging (50+ times / year)
8. Golf (on a 9- or 18-Hole Golf Course) (1+ times / year)
9. Tennis (1+ times / year)
10. Wildlife Viewing more than 1/4 mile from Home / Vehicle (1+ times / year)

In addition to referencing the current most popular activities by measuring core participation, the Overview Report also lists the growth of activities over one-, three- and five-year periods. These predictions can be used to recognize ongoing recreation trends and predict future areas of growth. The top ten core growth activities over the past three years are:

- Pop / Paddle / Platform Tennis (2.5%)
- Golf (Off-course only) (13.2%)
- Camping (within 1/4 mile of vehicle / home) (11.7%)
- Surfing (11.2%)
- Trail Running (9.0%)
- Hiking (Day) (89%)
- Birdwatching (more than 1/4 mile from vehicle / home) (7.7%)
- Yoga (7.5%)
- Tennis (7.5%)
- Kayaking (7.4%)

As evidenced by the above lists, 2020 saw growth in a diverse range of activities with three of the ten activities falling into the Outdoor Sports category based on the number of participants and three into the category of Aerobic Exercise. The remaining top ten activities by participation fell under the Individual Sports, Strength Activities, and Racquet Sports categories. Growth trends, however, indicate a different, but equally diverse trend. Activities from Outdoor Sports (3), Individual Sports (2), Racquet Sports (2), Water Sports (2), and Conditioning Activities (1) are all represented in the top ten core growth activities.

These trends reveal that active people are increasingly looking for nontraditional health and recreation experiences that offer a fun physical, emotional, and mental experience. While the largest amount of growth is being seen in less traditional sectors, many class-based group fitness and exercise programs have remained strong over the past five years and were expected to grow in popularity, albeit at slower rates. The 2020 report documented a shift in these types of activities in 2020 with long-term growth of many programs seeing participation decreases for the first time in several years. Many solo aerobic, conditioning, and strength-based activities, including those that utilize machines, have also reported small increases over the past three years and an unusually large increase in 2020.

Team sport participation also changed dramatically in 2020. In 2019, American participation in team sports for fitness needs increased for the first time since 2016. In 2020, total participation dropped again in 18 of the 23 activities. This may be attributed to the COVID-19 pandemic as discussed later in this section. In terms of participation, only basketball and ultimate frisbee increased in popularity. By age group, team sports are most popular with youth participants and participation tends to decrease with age.

Some past areas of growth – water sports, individual sports, and racquet sports – have lost some participation and have been declining in the last two years. Overall participation decreases were also observed in the Fitness Sports category in 2020 after steady annual increases over the previous five years. The Individual Sports category continued its downward participation trend in 2020. Conversely, the Racquet Sports and Water Sports categories reported participation increases for the first time since 2016. While overall category participation is down, some activities remain popular including off-course golf, skateboarding, yoga, and free weights.

The above findings are confirmed by the Worldwide Survey of Fitness Trends for 2021, which conducts an annual international survey among practitioners in the commercial, clinical, community, and corporate fitness industries. In their

predictions for 2022, the majority of activities in the top ten and the top 20 could be described as fitness-related, while other trends can be classified as outdoor sports or technology. 17 of the top 20 trends reported remained from the previous year, but circuit training, worksite health promotion and workplace well-being programs, and children and exercise all moved out of the top 20 trends over the last year. All three of these trends were replaced with online/virtual options which may have been an effect of the 2020 COVID-19 pandemic. Also, a potential effect of the pandemic, outdoor activities experienced a large jump in popularity from rank 13 to 4 while group training dropped from rank 3 to 17. The top 10 trends for 2022 are:

1. Online training (at home exercise experience using digital streaming to deliver programs online as live or prerecorded experiences)
2. Wearable technology (activity trackers, smart watches, heart rate monitors, GPS trackers, and smart eyeglasses)
3. Bodyweight training (resistance training using minimal equipment and multiple planes of movement)
4. Outdoor activities (any event taking place outside for recreation including short, day-long, or multi-day events)
5. High-intensity interval training (HIIT uses short bursts of high-intensity exercise followed by short recoveries)
6. Virtual Training (fusion of group exercise with technology where recorded workouts are played at a location for client reference)
7. Exercise is Medicine® (physical activity assessment and exercise recommendations provided by healthcare providers)
8. Strength training with free weights (strength training using barbell, kettlebells, dumbbells, medicine balls, and other free weights)
9. Fitness programs for older adults (safe, age-appropriate exercise for older, retired adults)
10. Personal training (services provided by professionals with proper education, training, and credentials)

Outdoor Sports & Participation

According to the most recent Outdoor Foundation Topline Report, published in 2021, over half the U.S. population (52.9 percent) participated in one or more outdoor sport or activity. These 160.7 million people went on a reported total of 11.4 billion outings over the course of the year. While these numbers reflect an overall increase in participation, the total number of outings declined as individuals went on fewer outings each.

Across all age groups, running, jogging, and trail running remained the top form of outdoor outings by participation rates and frequency. Bicycling and fishing were also among the top five activities for all ages.

The most popular activities for youth (age 6-17) determined by participation rates were:

- Bicycling (road, mountain, and BMX) (13.6M / 28.0%)
- Camping (car, backyard, and RV) (12.0M / 24.0%)
- Fishing (fresh, saltwater, and fly) (11.8M / 24.0%)
- Running, jogging, and trail running (10.9M / 22.0%)
- Hiking (9.2M / 19.0%)

For young adults (age 18-24), the most popular activities by participation rates were:

- Running, jogging, and trail running (9.0M / 31.0%)
- Hiking (6.7M / 23.0%)
- Bicycling (road, mountain, and BMX) (5.1M / 18.0%)
- Camping (car, backyard, and RV) (5.0M / 17.0%)
- Fishing (fresh, salt, and fly) (4.4M / 15.0%)

Three-year growth trends indicated that the following activities saw steady or increasing participation from 2018 to 2020 among participating ages 6+ and were likely to continue to provide opportunities to engage more people in the future:

- Bicycling (mountain/nonpaved, road/paved, mountain/BMX)
- Hiking (day)
- Walking, Jogging, and Trail Running
- Canoeing
- Kayaking (recreation)
- Camping (car, backyard, backpacking, and RV)
- Camping (RV)
- Skateboarding
- Stand up paddling
- Fishing (fly, freshwater/other, saltwater, kayak)
- Surfing
- Birdwatching (more than 1/4 mile from Home/Vehicle)

Three-year trends also identified activities with declining participation between 2018 and 2020. They are:

- Snorkeling
- Adventure Racing
- Triathlon (traditional/road, nontraditional/off road)
- Sailing
- Boardsailing/Windsurfing
- Hunting (rifle, shotgun, handgun, bow)
- Kayaking (sea/touring)
- Skiing (cross-country, alpine/downhill/freeski/telemark)

Engaging Inactives

An “inactive” person is defined by the Physical Activity Council as one who does not participate in any of the sports/activities covered in the PAC Overview Report. In the past year, 74.3 million Americans, just over a quarter of the population, were inactive. This is an increase in activity from last year with an estimated 6.8 million people becoming active in 2020, the highest activity rate since 2007. By age group, 6-12 year-olds are the most active with activity among 13-17 year-olds recently rising to nearly the same levels. Of the eight age groups, only 18-24 and 25-34 year olds, became less active from 2019 to 2020. While their overall activeness is increasing, Americans over 65 have the largest rates of inactivity, reflecting the trend that people generally become less active as they age.

In order to understand how to engage inactives in sports and activities, the PAC survey lists “aspirational” activities that inactives are interested in participating in. Aspirational activities are becoming more varied between age groups but fishing, camping, and hiking made the top ten list for all age groups in 2020.

For younger inactives, there is a greater interest in team sports such as soccer, basketball, and baseball. As Americans age, interest in outdoor sports such as hiking, fishing, and backpacking grows. Interest in individual activities such as working out with weights and machines and running/jogging also increases. Adults 65 and older list fishing as their number one aspirational activity and bird watching/wildlife viewing as their second. Hiking and camping are also within the top ten activities for this age group resulting in four of the ten items focused on outdoor activities.

Americans are tending to remain involved in more strenuous activities later in life, such as swimming, working out with weights, and working out using machines. These activities were all listed as top ten aspirational activities for the 35-44 age group and all older groups.

Active adults, as well as inactives, are interested in social programs and sports leagues as well as active recreation. Active Network recommends the following activities for adult recreation programs:

- Sports – Broomball, Inner Tube Water Polo, Pickleball, Wallyball
- Exercise – Zumba Gold, Dance Buffet (multiple styles of dance in a single program), Kettlebells, Outdoor
- Technology – Beginner’s Guide to iPad, Social Media, Digital Photography
- Entertainment – Karaoke, Improv, Murder Mystery Dinners, Speed Dating, Wii for Seniors

- Art – Cooking, Drawing/Painting, Jewelry Making, Mixed Media Arts, Pottery, Quilting
- Professional/Other – Languages, Estate Planning, Self-Publishing, Brain Fitness, Voice-Overs, Memoirs

represent about 46 percent of outdoor participation despite consisting of about 51 percent of the national population.

Many agencies are “branding” their active adult programs for younger populations instead of the traditional senior to encourage long-term participation.

COVID-19 Effect on National Trends

Both the SFIA Topline Participation Report and the Outdoor Foundation Outdoor Participation Trends Report included brief summaries of the effect of the COVID-19 pandemic on participation and post-COVID challenges.

Many of the trends observed can be attributed to the facility closures and activity cancellations observed during the pandemic. Group exercise class participation such as stationary cycling, cross-training, and kickboxing decreased dramatically as gyms and fitness clubs closed. Likewise, the cancellation of casual, competitive, and travel sports leagues led to decreases in many team sports. Volleyball, swimming on a team, and gymnastics experienced the biggest declines in participation.

In general, the COVID-19 pandemic led to a decline in intensity of participation but an overall increase in casual participants. Despite declines in core participation, casual basketball and soccer had gains during the pandemic, likely because they can be practiced alone, at home, with minimal equipment. These same factors likely contribute to the increase of casual participation in yoga and the record high increases seen for biking, skateboarding, and surfing. Running, jogging, and walking also continued their year-after-year rising participation trend.

It is not yet clear how the pandemic will affect the popularity of different activities and core and casual participation long-term as many of the pandemic restrictions and concerns are still in place. However, the Outdoor Foundation found that about one-quarter of participants would prefer to return to their pre-pandemic habits rather than continuing new activities started in 2020.

Finally, the Outdoor Foundation also considered participation by diversity. Despite an approximate national White population of 60 percent, almost 75 percent of all outdoor participants were White. Among minority populations, there has been a seven percent annual decline in Asian participation over the past three years and no measurable participation among the Black population. Hispanic participation has been growing, although at a slower rate than Whites. There is also a discrepancy in participation by gender; females





State Trends

Data from the Statewide Comprehensive Outdoor Recreation Plan (SCORP) is used to compare the Northfield Park District's amenities to other recreation providers in the state of Illinois.

The Statewide Comprehensive Outdoor Recreation Plan (SCORP) is prepared as a five-year document by the Illinois Department of Natural Resources (IDNR) to maintain Illinois' eligibility to participate in the Land Water Conservation Fund (LWCF) program. Its purpose is to "evaluate the outdoor recreation needs of Illinois citizens and determine how best to meet these needs, considering the state's natural resources, recreational lands and facilities, and socioeconomic factors."

The 2021-2025 SCORP identified Illinois' continued low ranking of per capita supply of outdoor recreation land and facilities compared to the rest of the nation. As a result, park and recreation agencies throughout Illinois consistently plan for and achieve a high level of excellence with the recreation opportunities they provide to their communities and land acquisition remains a high priority where possible.

Recreation Facilities and Park Lands Inventory

There are about 1.5 million acres of outdoor recreation land in Illinois ranging from federal and state lands to schools and private commercial lands. Municipal agencies, which include park and recreation departments, park districts, forest preserve districts, conservation districts, and county-level park departments, provide an estimated total of 350,900 acres of parks. They also own 195,800 acres of natural areas and lease/manage another 15,600 acres of open space.

The state itself offers over 470,000 acres of open space throughout the state, through the IDNR. State lands include parks, fish and wildlife areas, conservation areas, and recreation areas to name a few. Federal lands include the 280,000-acre Shawnee National Forest and ten National Wildlife Refuges sites throughout the state. Other recreation providers include schools, non profits, and private entities that provide unique outdoor recreation opportunities for the people of Illinois. The lands managed by these providers were not included in the SCORP.

Top Activities

Based on the 2020 Illinois Community Recreation Facilities and Park Lands Inventory, the top five trends across the state by importance for activities to be made available to Illinois residents are pleasure walking, scenic drives, swimming in an outdoor pool, picnicking, and bicycling (road) as determined by the Illinois resident responses. These results align with the reported preference for investment in trail development and maintenance and the high participation in trail activities such as pleasure walking and running/jogging which had the highest frequency for median participation/year among resident responses. The continued and increasing popularity in pickleball and wildlife/bird watching as well as the decreasing participation in many categories from the 2014 results is likely due to the aging populations in communities across the state.

According to the survey, municipal parks or county preserves are used as critical, close-to-home outdoor recreation opportunities and provide a variety of activities for programming/events, sports, trail systems, and play. State parks are typically tourism destinations and are significant conservation sites mostly used for wildlife and water activities such as tent camping, vehicle camping, hiking, motor boating, and water skiing. Federal locations in Illinois consist mostly of water bodies and are primarily used for sailing, water skiing, and motor boating. Private recreation locations may offer a variety of activities such as athletic fields, walking tracks, playgrounds, campgrounds, and hunting areas.

The importance of providing outdoor recreation opportunities close to residents' homes or neighborhoods has continued to increase with most of the surveyed activities reported to be taking a more localized form. While this may be partially attributed to the COVID-19 pandemic, previous surveys have also shown greater participation at localized locations for most activities.

Funding Priorities

Public recreation providers identified their top funding priorities for two categories: Outdoor Recreation and conservation efforts and Facilities. For outdoor recreation and conservation, the top three priorities were "maintain existing parks/recreation areas," "provide environmental/conservation programs," and "develop/improve existing land/water open spaces." The top facility priorities were "inclusive/ADA programs/facilities," "community/regional parks," and neighborhood parks."

Attitudes about Outdoor Recreation

Respondents were asked to rate the various factors they considered to be important when making decisions about engaging in outdoor recreation opportunities. Top contributing factors to respondents' decisions to participate in outdoor recreation activities include "to have fun," "exercise/keep healthy," "spend time with family and friends," and "experience nature and/or the outdoors."

Survey respondents indicated that "health and fitness," "area inclusion / service for all people," and "quality of life and economic development" are important aspects of parks and recreation. Additionally, over 70% of residents agreed with the importance of all of the other resources listed in the survey including "maintenance," "health and fitness," "area inclusion" (access for all people), "quality of life and economic development," "trails and greenway development," "wildlife habitat protected and restored," "conservation education," "public access to lakes, rivers, and streams," and "land acquisition - outdoor rec." The top reported concerns regarding parks and recreation were "facilities are clean," "parking available," "increased accessibility," and "educational activities needed."

Outdoor Recreation Priorities

Priorities identified by the IDNR are listed in the 2021-2025 State of Illinois SCORP as:

- Improving Health and Wellness
- Access to Parks and Recreation
- Natural Resources and Conservation Management
- Funding and Economic Development

COVID-19 Pandemic

The COVID-19 pandemic has caused increased demand for recreation worldwide with a shift in participation towards localized opportunities. This trend was reflected nationally and in Illinois as participating agencies reported high park and trail use and Illinois resident survey participants reported a desire for equitable access to amenities and greater conservation of natural resources.



Local Trends

Local recreation participation trend information was derived from the Environmental Systems Research Institute (ESRI) Sports and Market Leisure Potential and Recreation Expenditures Report.

This data is based on national propensities to use various products and services, applied to the local demographic composition of the Northfield Park District area. Usage data was collected by Growth for Knowledge Mediamark Research and Intelligence, LLC (GfKMRI) in a national survey that was representative of U.S. households. Market Potential Index (MPI) measures the relative likelihood of the adults in the specified area to exhibit certain consumer behaviors or purchasing patterns compared to the U.S. An MPI of 100 represents the U.S. average.

Based on projected population, the top ten recreational activities Northfield residents are most likely to participate in are:

1. Walking for exercise (1,270 / 36.5%)
2. Swimming (774 / 22.3%)
3. Hiking (741 / 21.3%)
4. Jogging / Running (596 / 17.1%)
5. Bicycling (road) (500 / 14.4%)
6. Yoga (488 / 14.0%)

7. Weight lifting (487 / 14.0%)
8. Golf (485 / 13.9%)
9. Aerobics (326 / 9.4%)
10. Bowling (311 / 8.9%)

The number of MPIs over 100 for Northfield is much higher than what the planning team typically finds, which speaks to a very active community. Most communities have scores over 100 for approximately 12-15 activities but Northfield Park District has 23 activities that score over 100. This is a significant number of high-scoring activities, which bodes well for program expansion in the future, particularly in fitness and outdoor recreation-oriented activities.

Because the MPI indicates likely participation, these results indicate good potential for further expansion of indoor and outdoor recreation activities and there may be opportunities to grow some program areas in the parks. There may also be potential for growth in indoor activities.

Product/Consumer Behavior	Expected # of Adults/HHs	Percent	MPI
Participated in skiing (downhill) in last 12 months	205	5.9%	219
Participated in tennis in last 12 months	259	7.4%	199
Participated in golf in last 12 months	485	13.9%	167
Participated in hiking in last 12 months	741	21.3%	167
Participated in ping pong in last 12 months	198	5.7%	161
Participated in jogging / running in last 12 months	596	17.1%	157
Participated in yoga in last 12 months	488	14.0%	131
Participated in bicycling (road) in last 12 months	500	14.4%	152
Participated in Pilates in last 12 months	157	4.5%	150
Participated in ice skating in last 12 months	133	3.8%	146
Participated in walking for exercise in last 12 months	1,270	36.5%	144
Participated in bicycling (mountain) in last 12 months	185	5.3%	142
Participated in swimming in last 12 months	774	22.3%	141
Participated in horseback riding in last 12 months	112	3.2%	140
Participated in boating (power) in last 12 months	224	6.4%	138
Participated in canoeing / kayaking in last 12 months	309	8.9%	133
Participated in weight lifting in last 12 months	487	14.0%	131
Participated in aerobics in last 12 months	326	9.4%	129
Participated in backpacking in last 12 months	157	4.5%	128
Participated in fishing (salt water) in last 12 months	174	5.0%	128
Participated in soccer in last 12 months	159	4.6%	107
Participated in baseball in last 12 months	138	4.0%	104
Participated in Frisbee in last 12 months	134	3.9%	103

Online Portal

The online engagement portal consisted of a webpage and questionnaire to provide participants the opportunity to give input on parks, facilities, and programs. The portal consisted of 20 multiple choice and open-ended questions, including a final comment box for any additional feedback.

Participation and Traffic

The online portal was open from July 18 to August 15, 2022 to solicit input from participants about parks, facilities, and programs. The portal collected 497 responses. In addition to links on the Park District’s website and social media accounts, the Park District also promoted the portal at their summer weekly event, Market & Music held at Clarkson Park.

Of the responses collected, 279 (90.3%) were Northfield Park District residents while the remaining responses were non-residents, unsure, or declined to answer.

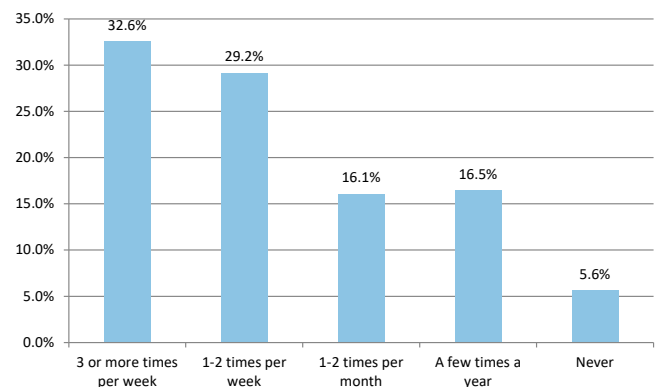
Format

The online questions were divided into five categories: Parks and Open Space, Indoor Facilities, Programs and Events, Park District Priorities, and Basic Demographics. All of the questions were optional, providing participants the ability to skip questions. The following is an overview of the results. All open-ended comments can be found in the appendix.

Overview

1. About how many times have you and/or members of your household visited a Northfield Park District park or facility within the past 12 months? (Pick one)

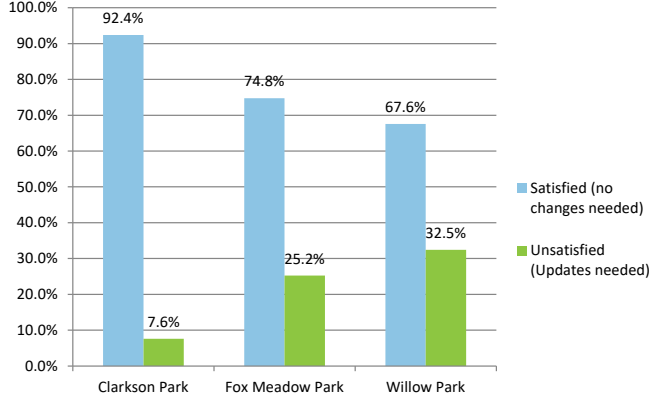
497 answered



Over half of the participants visited an NPD park at least once a week during the past year.

2. How satisfied are you with the Northfield Park District parks that you and/or members of your household have visited in the last 12 months? (Only answer for those that have been visited)

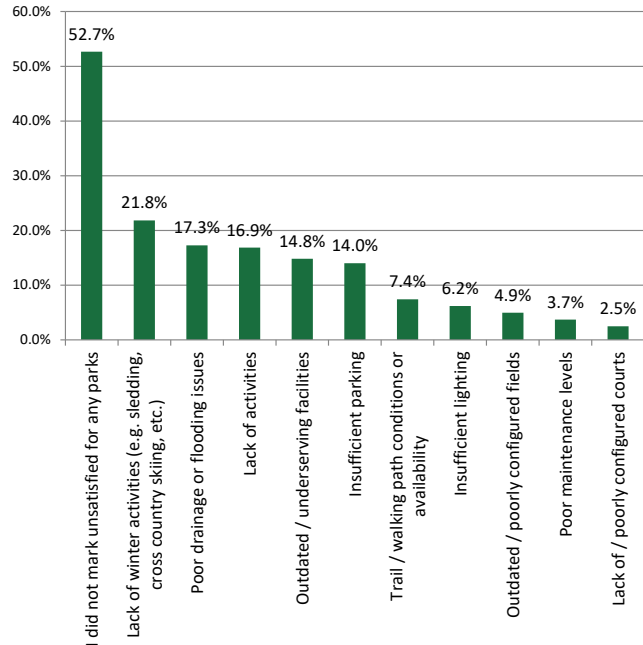
393 answered, 104 skipped



Overall, satisfaction with the parks is high, with Willow Park receiving the lowest satisfaction score of 67.6%.

3. If you selected “Unsatisfied” with the park you’ve visited, what do you feel needs improvement?

243 answered, 254 skipped



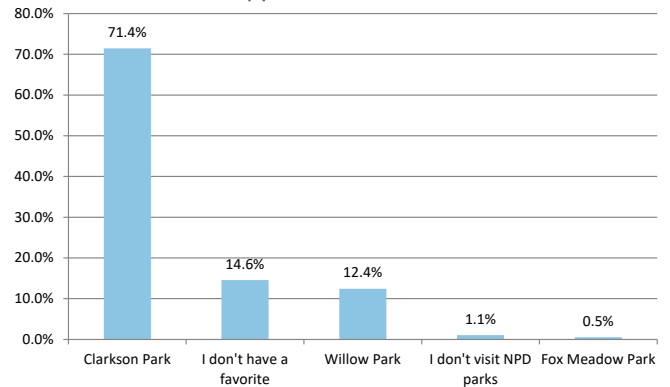
The top five “Other” reasons include:

1. Update playground at Fox Meadow
2. Didn't know Fox Meadow was an NPD park
3. Tennis courts need to be updated
4. Dog park at Willow needs to be fenced
5. Lights at Willow are on when no one is using the fields

The full list of open-ended responses is included in the appendix.

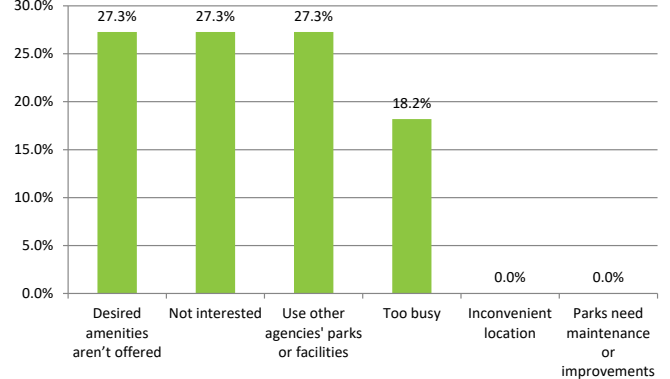
4. What is your favorite Northfield Park District park? (Pick one) (Participants were also given the option to provide a reason why. Those responses are included in the appendix)

378 answered, 119 skipped



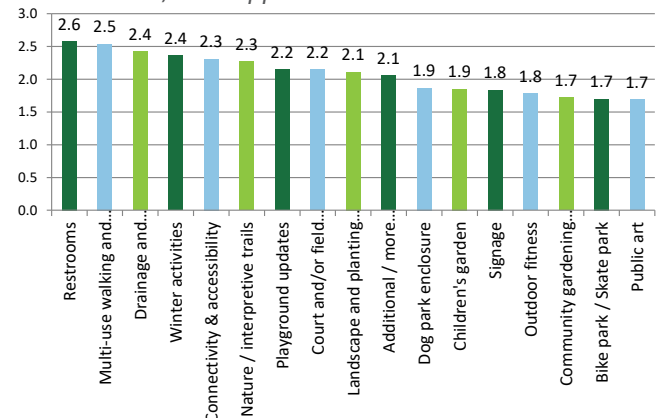
5. If you don't visit any of the Northfield Park District's parks, why not? (Pick all that apply)

22 answered, 475 skipped



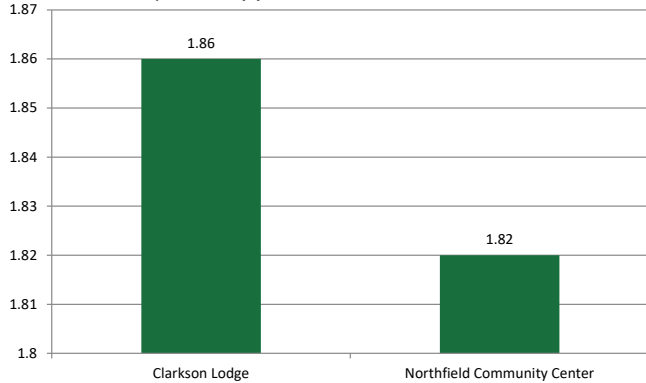
6. Please tell us how important the following potential outdoor PARK improvements would be to you and your family (Participants were given an opportunity to list other important improvements. The full list of those responses are included in the appendix)

361 answered, 136 skipped



7. How satisfied were you with the Northfield Park District facilities that you or members of your household visited in the last 12 months? (Only answer for those that have been visited)

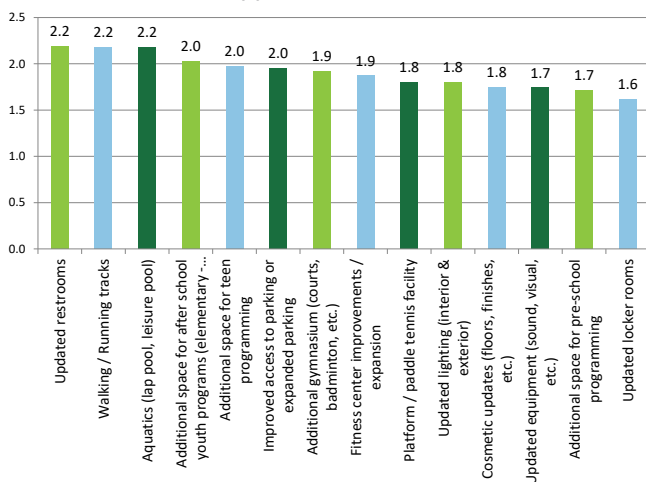
354 answered, 143 skipped



8. Please tell us how important the following potential improvements to INDOOR facilities would be to you and your family:

(Participants were given an opportunity to list other important improvements. The full list of those responses are included in the appendix)

349 answered, 148 skipped



9. Are there indoor recreation opportunities not currently provided by the Northfield Park District that you would like to see added?

124 answered, 373 skipped

This was an open-ended response question. The top five responses include:

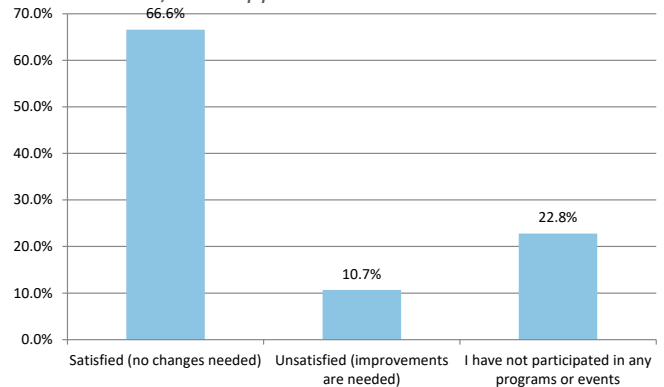
1. Pool / Swimming
2. Indoor sports courts (e.g. pickleball, tennis, racquetball, paddle tennis, squash)
3. Fitness / wellness classes (e.g. yoga, tai chi, meditation, general fitness, dance) for adults
4. More classes for middle school aged kids and teens

5. New gym / updated fitness facility / indoor walking track

The full list of responses can be found in the appendix.

10. How satisfied are you with the Northfield Park District programs and events that you or your family have participated in over the last 12 months?

347 answered, 150 skipped



11. If you have not participated in any programs or events, please share why that may be.

49 answered, 448 skipped

This was an open-ended response question. The top five responses include:

1. Not interested
2. Programs geared toward young children / young families
3. Too busy / program time incompatible with personal schedule
4. Covid
5. New to the area / not aware of offerings

The full list of responses can be found in the appendix.

12. Are there programs or events not currently provided by the Northfield Park District that you would like to see added?

125 answered, 372 skipped

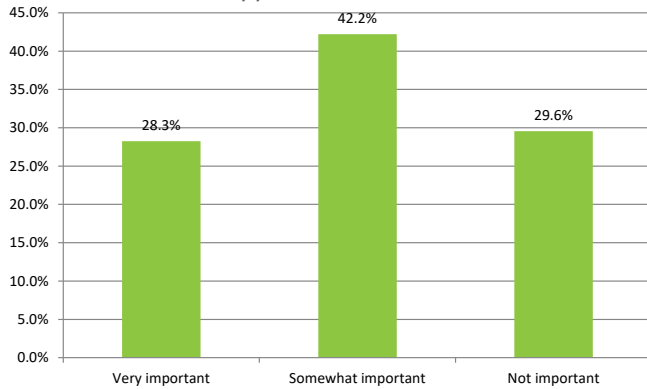
This was an open-ended response question. The top five responses include:

1. Adult dance classes
2. Swimming
3. More winter programs
4. Expanded pickleball / tennis (wintertime, resident tournaments, etc.)
5. More teen programs

The full list of responses can be found in the appendix.

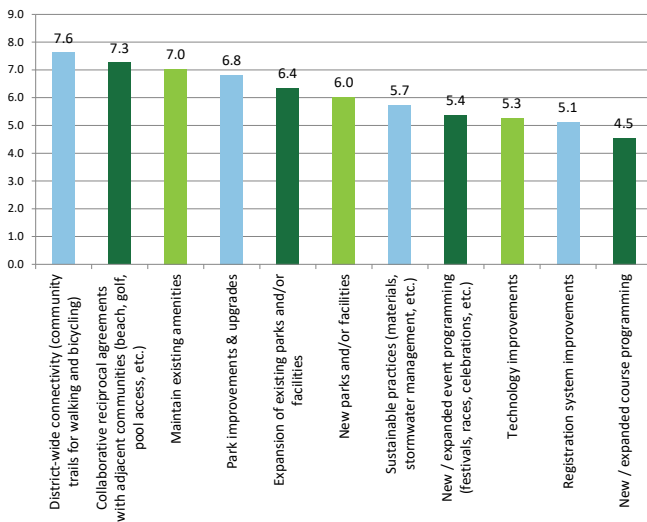
13. How important is the acquisition of new park space to you and your family?

308 answered, 189 skipped



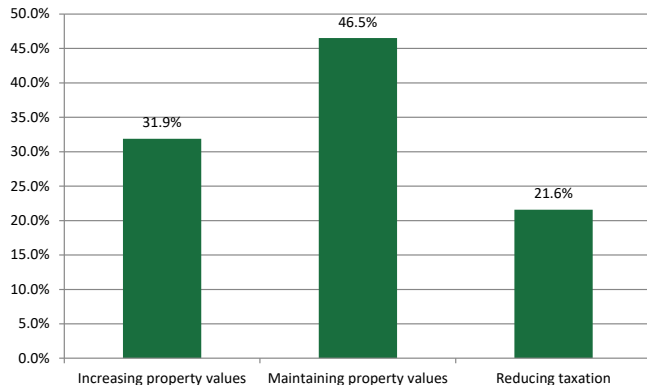
14. What do you think should be Northfield Park District's priority in the next 5 years? Please rate the following from most important to least important:

294 answered, 203 skipped



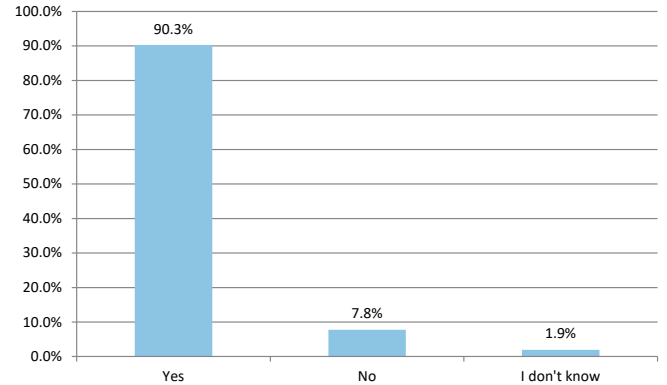
15. Which do you believe the Park District should focus on the most as it relates to these priorities?

301 answered, 196 skipped



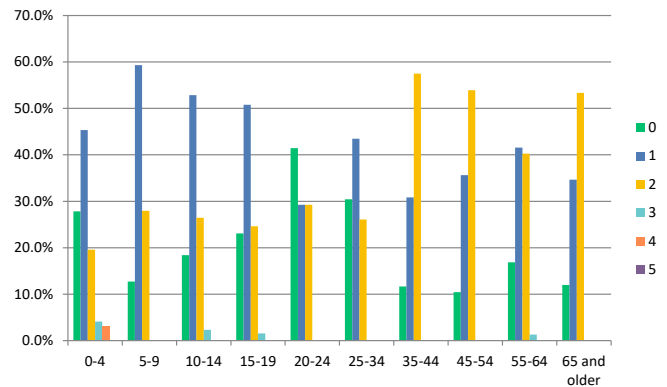
16. Are you a resident of Northfield Park District?

309 answered, 188 skipped



17. How many people of each age group reside in your household?

304 answered, 193 skipped

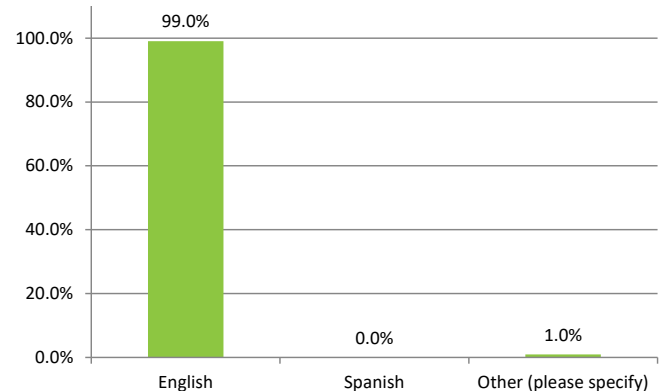


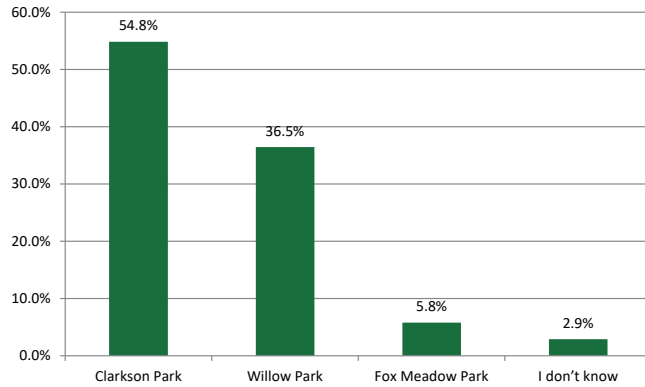
18. What language is spoken in your household?

308 answered, 189 skipped

There were two open-ended responses to this question. Those responses are as follows:

- Both English and Spanish
- Polish



19. What park do you live the closest to?*310 answered, 187 skipped***20. Thank you for your participation. Please provide any additional comments here.***66 answered, 431 skipped*

These open-ended comments varied widely, many of them reiterating the importance of certain elements covered in previous questions. The full list of open ended responses is included in the appendix.



Community and Stakeholder Interviews

The following summary is an overview of the discussions among the 30 stakeholder participants representing various Northfield agencies and organizations as well as residents living next to the parks.

Format

The stakeholder interviews were structured as facilitated discussions between participants considering both their role as a stakeholder representative (for those representing a specific community agency or organization) and as an individual Park District participant. A list of questions was used to lead the discussion. Some questions were skipped or not asked as participants provided answers earlier in the conversation or if time ran out due to more in-depth conversation around earlier questions.

The conversations centered around four main topics:

1. What is the Northfield Park District doing well?
2. What can the Northfield Park District improve upon?
3. “Wish List Items”- what do other communities have that NPD should consider adding / implementing?
4. How has Covid impacted the Park District and what Covid-related changes should continue in the future?

The stakeholder and community interviews consisted of 30 participants in five in-person interview groups and two Zoom calls.

The following responses are not direct quotations, but rather a summarized interpretation of the participants’ conversations.

Results

What is Northfield Park District doing well?

- Maintenance and upkeep at parks and facilities
 - Recent improvements at Clarkson are well received
 - Fields at Willow are phenomenal – people from neighboring communities want to come to Northfield to play
- Growing with the community
 - Events like Music and Market, Ribfest are well received

- Tailoring to small town needs, providing unique event options (everyone has a regular farmer's market – Northfield has Music and Market)
- Staff is great
 - Friendly, caring behavior
 - Professional, responsive
 - Detail-oriented
 - Treat facilities / parks as if they are their own homes
- Creating places and reasons for people to gather

What can Northfield Park District improve upon?

- Parking (discussed in all sessions)
 - Challenge at both Willow and Clarkson, especially
 - Tends to be chaotic for a short period of time during pick-up / drop-off at Willow
 - Better advertise overflow parking availability at the church – residents tend to know about it, but visitors do not
 - Lot at Willow needs better flow, multiple entry/exit points
 - Give Clarkson neighbors more notice about events so they can plan accordingly (don't plan their own events at the same time, keep the kids out of the front yard / driveway for safety, etc.)
- Need more programs for / with:
 - Teens
 - Toddlers
 - Especially during winter
 - Drop-in services needed, especially at community center
 - After camp after care
 - Tournaments
 - School off-days / early dismissal days
 - Reciprocal rates with neighboring Districts
- Acquire land for new park in north end of District
- Space for teens – consider second gym
- Amenity improvements:
 - Pickleball:
 - Courts need to be repaired, cracking is bad
 - Tennis courts get little use, can one or both be converted to pickleball?
 - Residents should receive priority in scheduling / reserving courts
 - Pave path at either end of the bridge at Willow – gets muddy and eroded
 - Greener practices:
 - More recycling receptacles at all parks (split litter / recycling receptacles at Clarkson are nice – put those at other locations)
 - Start recycling program for small electronics, batteries (partner with Village)

- Signage:
 - Better promote amenities, especially at Willow
 - Work with Village for a cohesive look – Village and District should be connected
- Online registration is difficult to navigate, seems inefficient
- Safety / security at Community Center and Willow Park
 - Anyone can walk into the Community Center and access any of the spaces – there is no real check-in point
 - People often walk through the playground area to get to the pickleball and tennis courts, even when kids are out at recess
- Space for dogs
 - People have strong differing opinions on dogs (especially on-leash vs off-leash)
 - Bird sanctuary is good space for off-leash dogs, but has some safety concerns with no fence – how long until a dog runs into the street and gets hurt?
- More trees / better tree care

What is something recreation-related you've seen elsewhere that you would like to see in Northfield?

- Bike park / skate park
 - Currently travel to Big Marsh
 - Convert underutilized space like old train tracks
 - Prefer designated bike trails to shared road lanes throughout community
 - Electric scooter use is rising – these need to be integrated somehow, tend to be faster than regular bikes
 - Something that appeals to pre-teen and teen age groups (especially boys)
- Swimming pool
 - Splash pad is great, but mostly interests younger kids
 - Teens need a space to hang out that is easily accessible to them (limit distance / driving)
 - Consider costs, staffing needs, space requirements
- Family garden / community garden space
 - Garden club gets asked all the time, but don't have resources to manage
 - Green maze and Children's Growing Garden are popular spots at Morton Arb and Chicago Botanic Garden
- Fitness equipment
- Wider variety of events:
 - 5K
 - Mother / son events
 - Food trucks

- Reciprocal resident rates for amenities NPD doesn't offer (beaches, golf, pool) at neighboring Districts (Winnetka, Wilmette, Glenview, Northbrook, Glencoe)

What impacts did Covid have on NPD and what Covid-related changes should carry on into the future?

- Staff handled Covid well
- Appreciate NPD continuing to operate during pandemic and offering more outdoor events
- Continue precautions with indoor events / programs
- Increase number of outdoor events / programs
- Increase number of virtual events / programs
- Return to nature is a great message and should be emphasized
- Kids suffered the most during the pandemic
 - Increase programming / events focused on kids to help their social skills
- Hard to predict what it will do next, continue giving people choices

There were some additional points of discussion that came up during the conversations that don't fit into the four categories, but are important topics to take into consideration:

- The Village of Northfield's 100-year anniversary is approaching (2026)
 - Park District has the space to host some awesome events
 - Partner with the Village
 - Local history is important
- Can east side of highway be annexed into NPD? Often feels forgotten by NPD and Winnetka Park District

At the close of each interview, the stakeholders were asked to pick the one item they felt should be the Park District's number one priority over the next five years. Those priorities are listed below, in no particular order:

- Teen programming
- Online system improvements
- Park addition on the north side
- Transition plan for Park District leadership when George retires
 - Community has been very lucky with the current leadership team and would like to see the positive momentum continued
- Additional gym
- Improve safety at Clarkson (as it relates to parking and vehicular traffic)
- Pool
- Little improvements:
 - Bridge area at Willow
 - Encourage respect of space by users (signs asking to pick up garbage, be respectful to staff, etc.)



Staff Input

A staff workshop was held on June 8, 2022 to gather input on the Comprehensive Master Plan.

Northfield Park District staff members were asked a series of focus questions. Each participant then had the opportunity to write down all of their ideas and comments. From this list, they chose their three most important items. The group then categorized these ideas to find similar themes and goals, then voted on priorities. They were asked to vote on a category (green bars in the chart on the next page) or a single item within a category (blue bars in the chart on the next page).

One staff workshop was held to gather input. The results are summarized and listed on the next page. All comments are documented "as written" by Staff during the meeting.

Programming

2 votes

- More younger age youth programs - school age and active adults covered?
- More programs for older adults
- More programs for older kids
- Fitness Center: Personal trainer to provide that service to residents and provide classes (1 vote)

Indoor Facilities

5 votes

- Update residents center space - gymnasium, larger gathering space ex.
- Turn RC into a real classroom
- More recreation space for programming
- More child sized furniture items / appropriate to age group / users

Land Acquisition

4 votes

- More parks
- Find land for additional parks
- Land purchase
- Pocket park land

Maintenance

1 vote

- Maintenance garage
- Upgrade maintenance facilities (2 votes)

Organizations / Relationships

- Grow School District 29 and NFCNS relationship
- Communication with athletic affiliates and user groups
- Explore public / private partnerships when it makes sense - dog park at Forest Preserve if District is open to partnership

Parks Foundation

2 votes

- Maintain / strengthen / continual fundraising

Stewardship

- Park cleanliness program - Adopt a Park program (1 vote)
- Tree plantings - Urban Forestry program (grant opportunities with Morton Arboretum) (1 vote)

Connectivity

- Add two bridges at Willow to St. Philip's and Willow to bird sanctuary
- Add more / improve natural areas

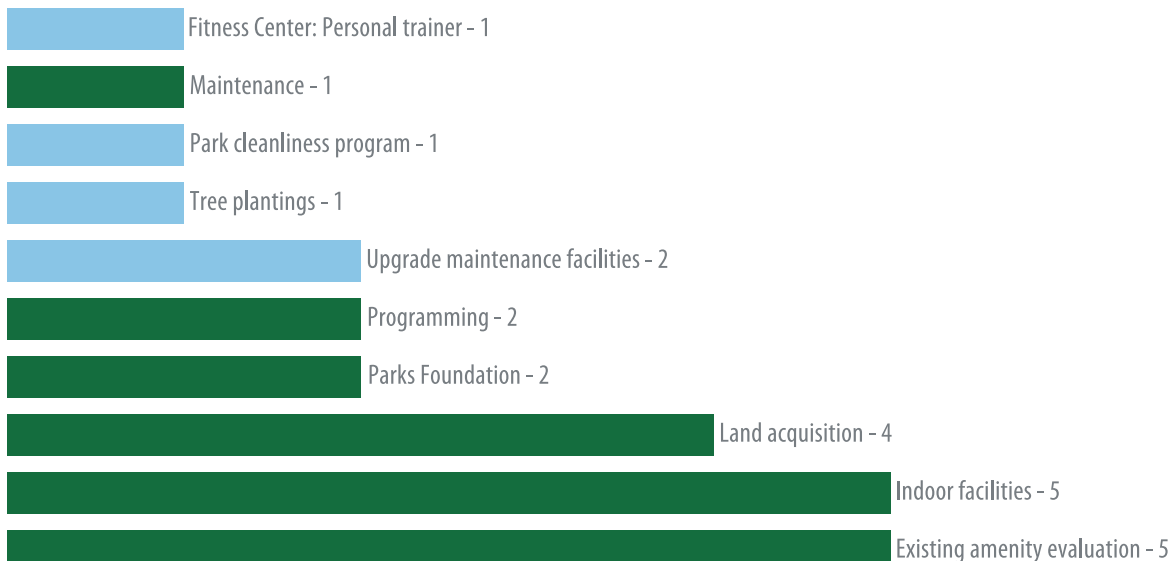
Existing recreation amenity evaluation

5 votes

- Move pickleball courts to Fox Meadow Park

Special Events

- Expand, great feedback from residents







CHAPTER FIVE

Appendix

LOCATIONS	STREET	LOCATIONS	STREET
1001	ALBERT COURT	22	LAMBERT LANE (PVT)
1002	ALBERT COURT	23	LAMBERT LANE (PVT)
1003	ALBERT COURT	24	LAMBERT LANE (PVT)
1004	ALBERT COURT	25	LAMBERT LANE (PVT)
1005	ALBERT COURT	26	LAMBERT LANE (PVT)
1006	ALBERT COURT	27	LAMBERT LANE (PVT)
1007	ALBERT COURT	28	LAMBERT LANE (PVT)
1008	ALBERT COURT	29	LAMBERT LANE (PVT)
1009	ALBERT COURT	30	LAMBERT LANE (PVT)
1010	ALBERT COURT	31	LAMBERT LANE (PVT)
1011	ALBERT COURT	32	LAMBERT LANE (PVT)
1012	ALBERT COURT	33	LAMBERT LANE (PVT)
1013	ALBERT COURT	34	LAMBERT LANE (PVT)
1014	ALBERT COURT	35	LAMBERT LANE (PVT)
1015	ALBERT COURT	36	LAMBERT LANE (PVT)
1016	ALBERT COURT	37	LAMBERT LANE (PVT)
1017	ALBERT COURT	38	LAMBERT LANE (PVT)
1018	ALBERT COURT	39	LAMBERT LANE (PVT)
1019	ALBERT COURT	40	LAMBERT LANE (PVT)
1020	ALBERT COURT	41	LAMBERT LANE (PVT)
1021	ALBERT COURT	42	LAMBERT LANE (PVT)
1022	ALBERT COURT	43	LAMBERT LANE (PVT)
1023	ALBERT COURT	44	LAMBERT LANE (PVT)
1024	ALBERT COURT	45	LAMBERT LANE (PVT)
1025	ALBERT COURT	46	LAMBERT LANE (PVT)
1026	ALBERT COURT	47	LAMBERT LANE (PVT)
1027	ALBERT COURT	48	LAMBERT LANE (PVT)
1028	ALBERT COURT	49	LAMBERT LANE (PVT)
1029	ALBERT COURT	50	LAMBERT LANE (PVT)
1030	ALBERT COURT	51	LAMBERT LANE (PVT)
1031	ALBERT COURT	52	LAMBERT LANE (PVT)
1032	ALBERT COURT	53	LAMBERT LANE (PVT)
1033	ALBERT COURT	54	LAMBERT LANE (PVT)
1034	ALBERT COURT	55	LAMBERT LANE (PVT)
1035	ALBERT COURT	56	LAMBERT LANE (PVT)
1036	ALBERT COURT	57	LAMBERT LANE (PVT)
1037	ALBERT COURT	58	LAMBERT LANE (PVT)
1038	ALBERT COURT	59	LAMBERT LANE (PVT)
1039	ALBERT COURT	60	LAMBERT LANE (PVT)
1040	ALBERT COURT	61	LAMBERT LANE (PVT)
1041	ALBERT COURT	62	LAMBERT LANE (PVT)
1042	ALBERT COURT	63	LAMBERT LANE (PVT)
1043	ALBERT COURT	64	LAMBERT LANE (PVT)
1044	ALBERT COURT	65	LAMBERT LANE (PVT)
1045	ALBERT COURT	66	LAMBERT LANE (PVT)
1046	ALBERT COURT	67	LAMBERT LANE (PVT)
1047	ALBERT COURT	68	LAMBERT LANE (PVT)
1048	ALBERT COURT	69	LAMBERT LANE (PVT)
1049	ALBERT COURT	70	LAMBERT LANE (PVT)
1050	ALBERT COURT	71	LAMBERT LANE (PVT)
1051	ALBERT COURT	72	LAMBERT LANE (PVT)
1052	ALBERT COURT	73	LAMBERT LANE (PVT)
1053	ALBERT COURT	74	LAMBERT LANE (PVT)
1054	ALBERT COURT	75	LAMBERT LANE (PVT)
1055	ALBERT COURT	76	LAMBERT LANE (PVT)
1056	ALBERT COURT	77	LAMBERT LANE (PVT)
1057	ALBERT COURT	78	LAMBERT LANE (PVT)
1058	ALBERT COURT	79	LAMBERT LANE (PVT)
1059	ALBERT COURT	80	LAMBERT LANE (PVT)
1060	ALBERT COURT	81	LAMBERT LANE (PVT)
1061	ALBERT COURT	82	LAMBERT LANE (PVT)
1062	ALBERT COURT	83	LAMBERT LANE (PVT)
1063	ALBERT COURT	84	LAMBERT LANE (PVT)
1064	ALBERT COURT	85	LAMBERT LANE (PVT)
1065	ALBERT COURT	86	LAMBERT LANE (PVT)
1066	ALBERT COURT	87	LAMBERT LANE (PVT)
1067	ALBERT COURT	88	LAMBERT LANE (PVT)
1068	ALBERT COURT	89	LAMBERT LANE (PVT)
1069	ALBERT COURT	90	LAMBERT LANE (PVT)
1070	ALBERT COURT	91	LAMBERT LANE (PVT)
1071	ALBERT COURT	92	LAMBERT LANE (PVT)
1072	ALBERT COURT	93	LAMBERT LANE (PVT)
1073	ALBERT COURT	94	LAMBERT LANE (PVT)
1074	ALBERT COURT	95	LAMBERT LANE (PVT)
1075	ALBERT COURT	96	LAMBERT LANE (PVT)
1076	ALBERT COURT	97	LAMBERT LANE (PVT)
1077	ALBERT COURT	98	LAMBERT LANE (PVT)
1078	ALBERT COURT	99	LAMBERT LANE (PVT)
1079	ALBERT COURT	100	LAMBERT LANE (PVT)

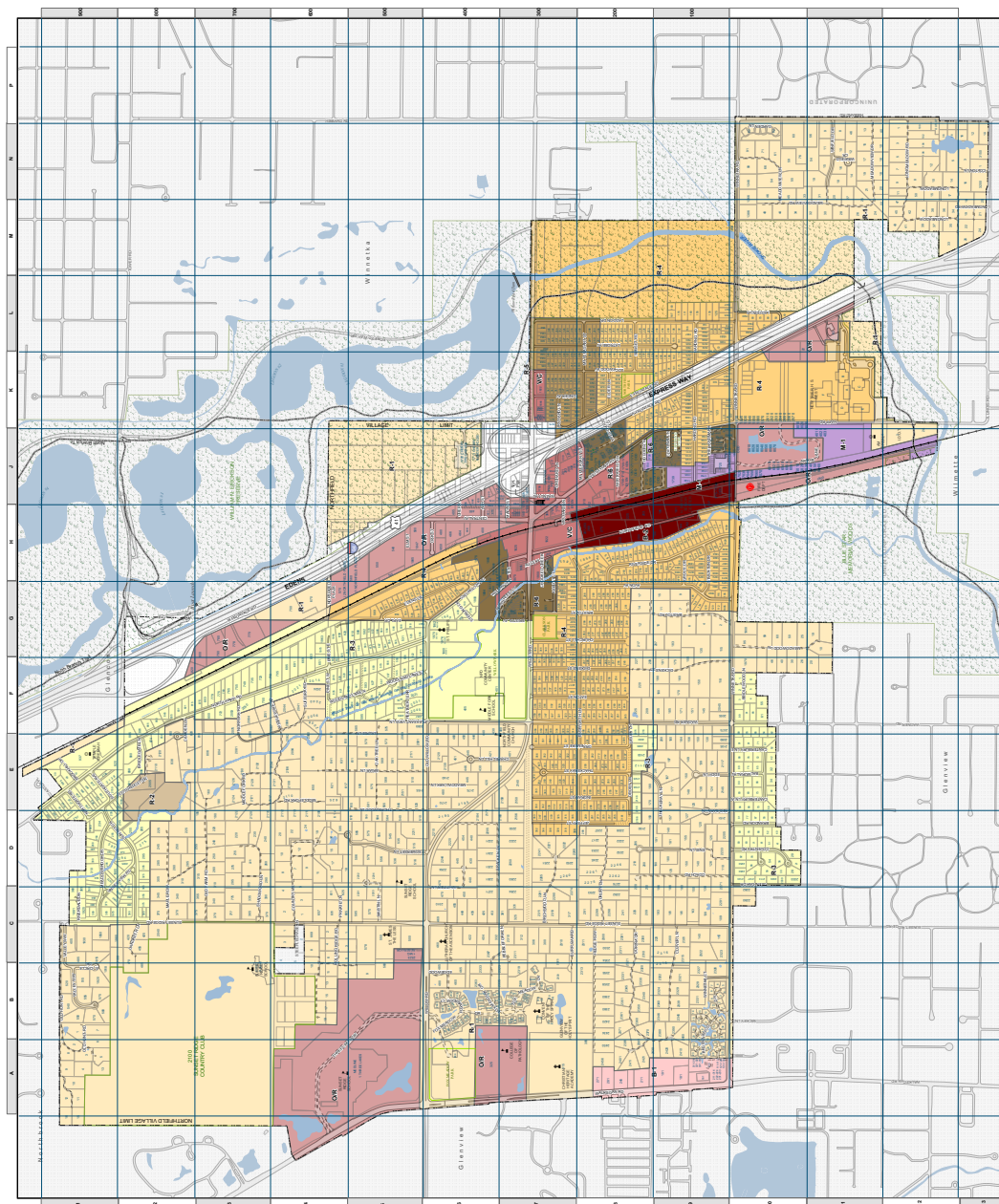
Legend

Zoning

- B-1 GENERAL BUSINESS DISTRICT
- B-2 SERVICE COMMERCE DISTRICT
- C-1 OFFICE/RESEARCH DISTRICT
- CV-1 VILLAGE CENTER DISTRICT
- R-1 SINGLE FAMILY DWELLING
- R-2 SINGLE FAMILY DWELLING
- R-3 SINGLE FAMILY DWELLING
- R-4 SINGLE FAMILY DWELLING
- R-5 MULTIFAMILY DWELLING
- M-1 LIGHT MANUFACTURING
- M-2 OFFICE/RESEARCH DISTRICT
- M-3 VILLAGE CENTER DISTRICT
- M-4 SINGLE FAMILY DWELLING
- M-5 SINGLE FAMILY DWELLING

Road Type

- Public Road
- Private Road



VILLAGE OF NORTHFIELD ZONING MAP

**IDNR Grant Administration Division
Per IPRA-Park & Natural Resource Management Section’s Recommendations**

USEFUL LIFE CRITERIA

<u>FACILITY</u>	<u>Expected useful life</u>	<u>Evaluation Criteria – Factor</u>
<u>BB/Softball fields</u>	8-10 years	# Games/week, # Practices/week Grass infields? Maintenance Procedure/Standards Is site used for multiple uses, soccer, football? Is space used for organized or programmed events? Spectator considerations – bleachers Concession stands
<u>BB/Softball Field Lighting</u>	20 years	Pole Type (wood, steel, concrete) Wiring type (aluminum, copper) HID or incandescent fixtures Existing FC vs. new standards Accepted grounding systems? Panel Capabilities/Technology Electrical Code compliance
<u>Soccer Fields</u>	8-10 years	Usage rating A/B/C/D # games/week, # weeks/year, time of year, age of user
<u>Irrigation system</u>	20 years	Irrigated Y/N Usage # games per week Drainage considerations Maintenance standards/levels Is site used for organized or programmed events? To what extent? Is site used for multiple uses? Softball, BB or football
<u>Tennis Courts</u>		Lighted Y/N (Use BB Criteria)
Resurface	12-15 years	Surface clay, asphalt, other
Total Renovation	20-25 years	Color coat/overlay/rebuild Frequency of color coating Location – high water table Fencing material/posts Preventive maintenance Location: Water table concerns Is site used for organized or programmed events? To what extent? Are courts used for making ice?
<u>Basket Ball Courts</u>		Same as tennis courts
Resurface	12-15 years	
Total Renovation	20-25 years	
<u>Volleyball Courts</u>		Sand / Grass? Lighted Y/N Borders Bleachers/spectator area
<u>Shuffleboard</u>		Same as tennis courts
Resurface	12-15 years	
Total Renovation	20-25 years	

<u>Picnic Shelters</u>	25 years	Support structures: masonry, steel, wood Roof type: metal, asphalt, shingle, slate, cedar shake Construction type: post & beam, frame Historical value and consideration Preventive maintenance record Is site used for organized or programmed events? To what extent?
<u>Playgrounds</u>	15 years metal 10 years plastic 8 – 12 years wood	Meet Standards? ASTM, CPSC, ADA Daily usage by intended user group Location: school, or neighborhood park Surfacing Material Preventive maintenance record Border construction material Location: retention area/water?
<u>Boat Launch Ramps</u>	15-20 years	Construction materials, gravel, concrete Location i.e. Lake Michigan Annual Usage Is facility fee generating? Region
<u>Fishing Piers & Docks</u>	15-20 years	Original construction materials plastic, wood, aluminum Location i.e. Lake Michigan Annual volume/usage Winter removal and storage? Preventive maintenance record
<u>Swimming Pools</u> Bathhouse	25 years 25 years	Stand alone site? Heated for winter?
<u>Boathouse</u>	10-15 years	Attached to Community Center Y/N Mechanical room connected? ADA compliance Y/N Local Code compliance? Preventive Maintenance record Location i.e. Lake Michigan
<u>Restrooms</u>	Same as pools	Same as pools
<u>Parking Lots</u> Resurface Total Renovation	10-12 years 20-25 years	Gravel, asphalt or concrete Monthly volume and load use i.e. delivery trucks or garbage Spring use –heavy, moderate, light Seal coating frequency Preventive maintenance record Original construction design loads Location: flooding/water concerns Snow removal or salt use? Curbed or sheet drainage to edges
<u>Bike Paths</u>	Same as Parking lots	Same as Parking lots
<u>Interpretive Center</u>	Same as Bathhouse	Same as Bathhouse



Memorandum

Date: June 8, 2022
 To: Northfield Park District (NPD)
 From: Jenna Beck, Hitchcock Design Group (HDG)

RE: Northfield Park District Comprehensive Master Plan – Stakeholder Interview Focus Questions

1. Are you a Northfield resident, how long have you lived in Northfield or the surrounding area?
2. How long have you visited and/or how often do you visit NPD parks and/or facilities?
What activities have you participated in?
3. Which programs and/or events are you affiliated with or have you participated in?
4. In comparing other recreation providers, what do you prefer about NPD offerings and what have you preferred at the other locations?
5. In your experience working or coordinating with NPD, what has worked well?
What are some areas that could be improved?
6. How is your organization expecting to provide recreation over the next 5 years and how can NPD be involved?
7. How has the COVID-19 pandemic affected your organization and long-term user needs?
8. What service, facility, or amenity gaps do you feel exist in the region?
9. What programs do you currently participate in or have in the past that you feel are beneficial to the community? How could those be improved or expanded on?
10. What additional programs, perhaps some that you don't actively participate in, do you still support and feel benefit the community as a whole?
11. Based on today's discussion, what do you think are the top 1 to 3 priorities for the next five years?

cc: George Alexoff, NPD;
 Bill Byron, NPD;
 Jim Reuter, NPD;
 Eric Hornig, HDG;
 Lacey Lawrence, HDG;
 File – HDG

22 E. Chicago Avenue
 Suite 200A
 Naperville, Illinois 60540
 630.961.1787

hitchcockdesigngroup.com



Meeting Summary

Date: June 8, 2022
 Time: 10:00 AM
 Location: Northfield Park District (NPD) Northfield Community Center
 From: Lacey Lawrence, Hitchcock Design Group (HDG)

RE: Northfield Park District Comprehensive Master Plan – Staff Visioning Workshop

Introductions:

George Alexoff, Executive Director
 Bill Byron, Park Superintendent
 Jim Reuter, Director of Recreation
 Ben Friberg, Maintenance
 Vicki Heuer, Recreation Supervisor (BASE, Camp, programming)
 Sammie Jacob, Recreation Coordinator (preschool, camps)
 Nada Becker, Marketing, rentals, website
 Mike Schlabowske, Facilities Supervisor

Items Discussed:

Participants were given a notecard and asked to write down all their comments and suggestions for the Northfield Park District relating to parks, facilities, and programs, using the questions below as a guide:

- What should the Park District focus on over the next 5 years? What is working well, what is not working well? Includes parks, facilities, partnerships, communications/social media, recreation programming, school programming, marketing, maintenance, long range goals, resident engagement, special events, etc.

They then selected items most important to them and then HDG facilitated organizing the responses into the following categories with attendees:

1. Programming (2)
 - a. More younger age youth programs – school age and active adults covered?
 - b. More programs for older adults
 - c. More programs for older kids
 - d. Fitness Center: Personal trainer to provide that service to residents and provide classes (1)
2. Indoor Facilities (5)
 - a. Update residents center space – gymnasium, larger gathering space ex.
 - b. Added indoor recreation space
 - c. Turn RC into a real classroom
 - d. More recreation space for programming
 - e. More child sized furniture items/appropriate to age group/users
3. Land Acquisition (4)
 - a. More parks
 - b. Find land for additional parks
 - c. Land purchase
 - d. Pocket park land
4. Maintenance (1)
 - a. Maintenance garage
 - b. Upgrade maintenance facilities (2)
5. Organizations/Relationships
 - a. Grown School District 29 and NFCNS relationship
 - b. Communication with athletic affiliates and user groups

22 E. Chicago Avenue
 Suite 200A
 Naperville, Illinois 60540
 630.961.1787

hitchcockdesigngroup.com

Planning
 Landscape Architecture



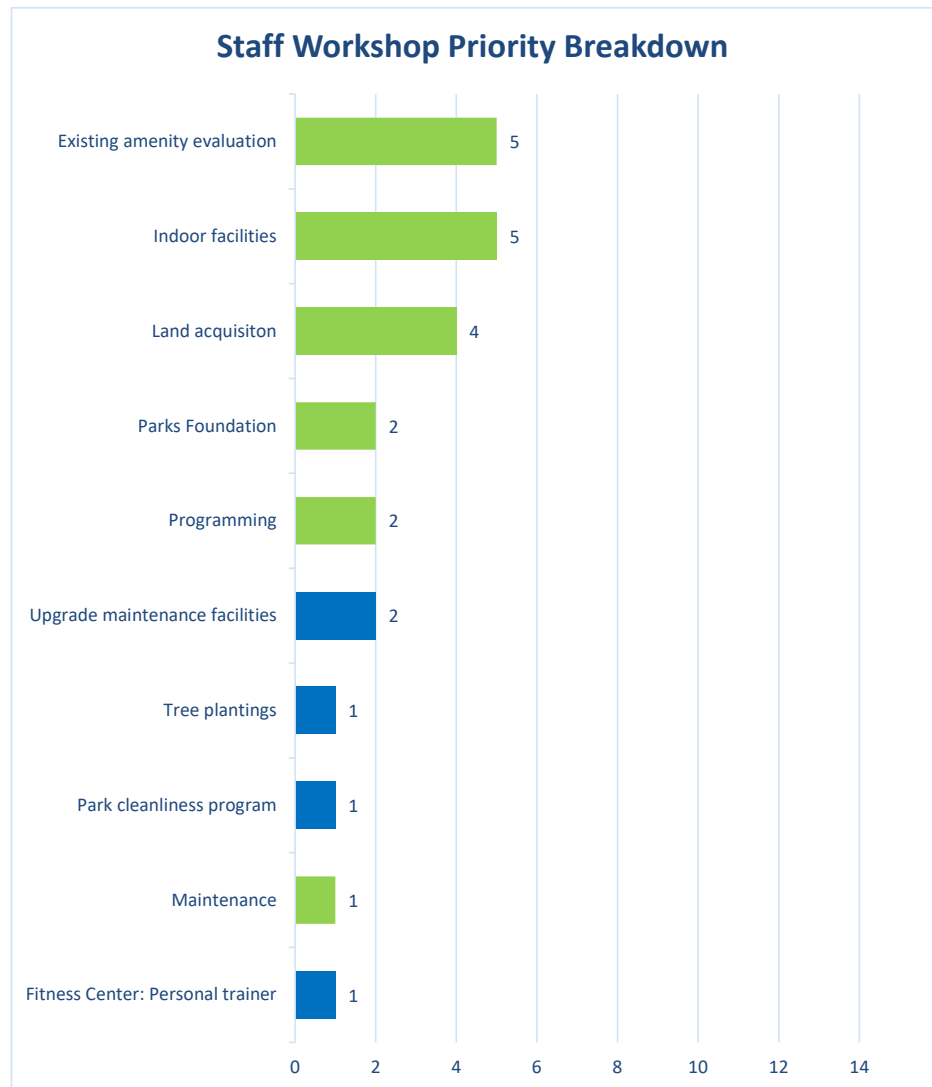
Page 2

- c. Explore public/private partnerships when it makes sense – dog park at Forest Preserve if District is open to partnership
- 6. Parks Foundation (2)
 - a. Maintain/strengthen/continual fundraising
- 7. Stewardship
 - a. Park cleanliness program – Adopt a Park program (1)
 - b. Tree plantings – Urban Forestry program (grant opportunities with Morton Arboretum) (1)
- 8. Connectivity
 - a. Add two bridges at Willow to St. Philips and Willow to bird sanctuary
 - b. Add more/improve natural areas
- 9. Existing recreation amenity evaluation (5)
 - a. Move pickleball to Fox Meadow Park
- 10. Special Events
 - a. Expand, great feedback from residents

See Next Page for additional summary.

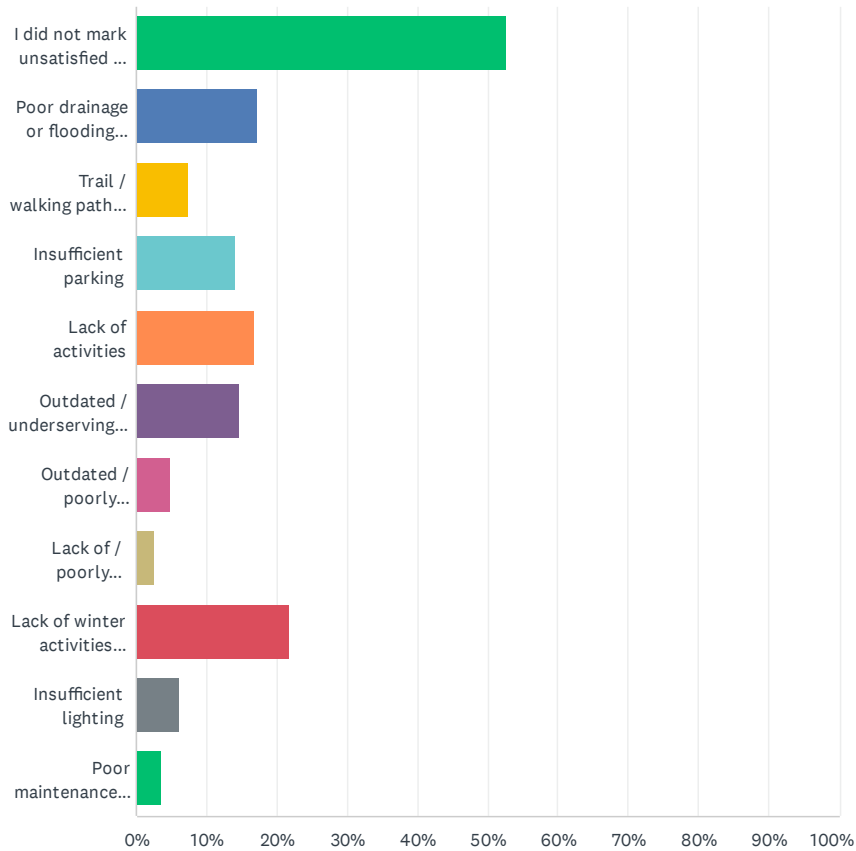


After the categories were established, attendees were given three stickers to vote on the items most important to them. They could vote on a category (green) or an individual item (blue).



Q3 If you selected "Unsatisfied with the park you've visited, what do you feel needs improvement?"

Answered: 243 Skipped: 254



Northfield Park District Comprehensive Plan Survey

SurveyMonkey

ANSWER CHOICES	RESPONSES
I did not mark unsatisfied for any parks	52.67% 128
Poor drainage or flooding issues	17.28% 42
Trail / walking path conditions or availability	7.41% 18
Insufficient parking	13.99% 34
Lack of activities	16.87% 41
Outdated / underserving facilities	14.81% 36
Outdated / poorly configured fields	4.94% 12
Lack of / poorly configured courts	2.47% 6
Lack of winter activities (e.g. sledding, cross country skiing, etc.)	21.81% 53
Insufficient lighting	6.17% 15
Poor maintenance levels	3.70% 9
Total Respondents: 243	

#	OTHER (PLEASE SPECIFY)	DATE
1	Needs a special needs swing	8/14/2022 10:47 PM
2	Lighted pickle and tennis courts	8/14/2022 10:16 PM
3	N/a	8/14/2022 10:08 PM
4	Fence along willow road	8/14/2022 9:13 PM
5	Fence along Willow	8/14/2022 8:41 PM
6	Clarkson park needs a fence along Willow. Have seen a lot of kids run way too close to Willow during concerts in the park. Even if you put a temporary fence up during those events. Better to be on top of this instead of waiting for an accident to happen.	8/14/2022 8:24 PM
7	need angle parking on west side of Clarkson Park	8/14/2022 7:55 PM
8	Who manages Northfield Park? Bc we love that park but it needs some love.	8/14/2022 7:53 PM
9	Access to bathrooms	8/14/2022 7:04 PM
10	Terrible fake dog park. Should be fenced in to prevent dogs from running free.	8/14/2022 6:58 PM
11	Lack of trees in Willow park.	8/12/2022 8:27 PM
12	Would like to see a skate park and winter paddle courts	8/11/2022 7:16 PM
13	The tunnel that kids can climb through needs cushions or bumpers at the entrance/exits. My son hit his head getting out of the tunnel and he was bleeding from the impact.	8/11/2022 4:15 PM
14	Fox Meadow needs to be rebuilt into a winter facility for baseball and soccer	8/9/2022 4:53 PM
15	The playground at Fox Meadow could use a refresh	8/8/2022 6:32 PM
16	There are often no access to restroom facilities for late night baseball and football games.	8/8/2022 6:09 PM
17	No seating and a bad playground at Fox meadow.	8/8/2022 5:56 PM
18	I wasn't even aware Fox Meadows was part of the Northfield Park district.	8/8/2022 5:10 PM
19	Needs a fence around Clarkson on Willow	8/8/2022 5:04 PM
20	The Happ Road Park wasn't listed, but could definitely use some improvements and updating there.	7/31/2022 8:06 PM

Northfield Park District Comprehensive Plan Survey

SurveyMonkey

21	The tennis courts have not been maintained well.	7/31/2022 5:42 PM
22	The lights on the fields stay on until 10pm many nights...even when no one is using them/out there. The parking lights are too bright/unscreened. The walking path is often flooded over. The par course is outdated; some equipment unusable; the path could be wider.	7/29/2022 7:21 PM
23	Don't go to these places	7/27/2022 7:46 PM
24	Yoga classes would be great!	7/27/2022 7:06 PM
25	Need visuals, public art	7/27/2022 12:08 PM
26	Playground areas are unsafe for children. Far too many openings where I've seen toddlers/kids fall. The Clarkson park playground is the most dangerous playground I've ever seen. Willow park doesn't have anything for toddlers/ young children to do.	7/26/2022 9:50 PM
27	Tennis courts need resurfacing	7/26/2022 9:39 AM
28	Could have better ground cover on the playground area.	7/24/2022 8:48 AM
29	The dog park should be fenced in.	7/24/2022 8:18 AM
30	It would be great if the scoreboard worked at Middlefork! It's been years since it actually works	7/24/2022 6:03 AM
31	I wish there were more tennis courts with shade.	7/23/2022 4:06 PM
32	Trees need proper maintenance. Many have grass growing against the base, promoting damage from weed wackers or mowing machines. They're not mulched to prevent evaporation and many have dead branches which could be hazardous. The new trees need regular watering and/or tree watering bags.	7/23/2022 3:35 PM
33	Lack of shower stalls	7/23/2022 11:48 AM
34	Lack of activities for teens. Addition of a skate park would be welcome at either Fox Meadow or Willow Park.	7/23/2022 11:39 AM
35	I find the clubhouse to be very unattractive since the wall was added to the left of the front door. I used to love the look inside - but the wall has ruined it for me.	7/23/2022 8:53 AM
36	I think it's terrible that we have all these games that fill the parking lot to overflowing for outside league games. It's unsafe and residents can't park to use the facility. The field lights are a environmental disgrace.. I drive by many times a few kids are out there or no one is out there and it as bright as Sox park. Residents pay taxes to support the facility and unlike other northshore park districts there is no preference for northfield residents.. pickleball is full of out of town people . I wish the park district ran like Wilmette Winnetka ect where taxpayers are given the preference they deserve. Unfortunately the problem stems from the head who doesn't feel his duties are to those who pay for these facilities	7/22/2022 11:15 PM
37	We need to fence in the open area for a dog park over the bridge.	7/22/2022 2:27 PM
38	Full court basketball court would be good.	7/22/2022 1:23 PM
39	Tennis courts are unplayable which drives players elsewhere. The conversion to pickle ball was too extreme. There are tennis players here but the courts are too rough for us to use.	7/22/2022 11:57 AM
40	Unsafe playground at Clarkson Park	7/22/2022 10:32 AM
41	Not enough to do in Northfield... FM could be updated to include a public pool. There are plenty of soccer fields all around, Northfield needs a pool.	7/22/2022 10:30 AM
42	The unofficial dog park should become a fenced off official dog park. This area can't be used by anyone else for other purposes since there are often several unleashed dogs and dogs routinely run across street and into other fields.	7/22/2022 10:28 AM
43	No need to spend money particularly when the economy is not that good. Save Tax Dollars. Parks are in very good conditions.	7/22/2022 10:28 AM
44	Dogs off leash.	7/22/2022 10:26 AM
45	Outdoor Lights remain on and glare at willow park late into evening even after any recreational use is completed. It's really bad for birds wildlife and surrounding residents	7/22/2022 10:21 AM

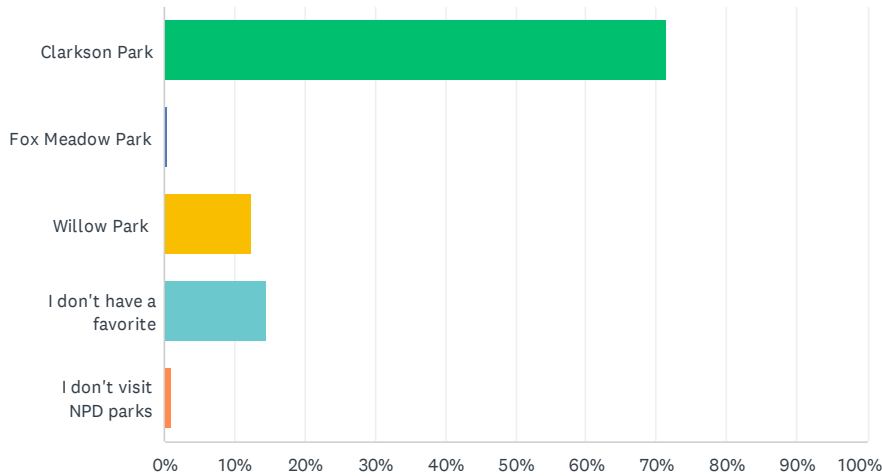
Northfield Park District Comprehensive Plan Survey		SurveyMonkey
46	We really need a Dog Park!!! Please, please, please!??	7/22/2022 10:19 AM
47	I didn't know Fox Meadow park was a Northfield Park District Park	7/22/2022 10:18 AM
48	We need inclusive parks for those with handicaps	7/21/2022 9:19 PM
49	Need new fencing behind home plate at little league field	7/21/2022 7:11 PM
50	It would be great to have a pool	7/21/2022 5:25 PM
51	need a drinking fountain outside	7/21/2022 5:19 PM
52	Tennis courts need to be resurfaced	7/21/2022 4:41 PM
53	Trees fall down and none get replanted	7/21/2022 4:34 PM
54	I didn't choose unsatisfied because other members of my family are the ones that visited, but I do think the park district should always apply universal design to its projects.	7/21/2022 4:25 PM
55	Fence the dog area	7/21/2022 4:22 PM
56	Playground updating. New fencing around kindergarten playground for better security	7/21/2022 4:17 PM
57	I think everything is great but one issue I see that might arise is with the Splash Pad. My 2 yr old was running around and almost hit the edges of the stone surrounding the pad multiple times. I noticed it with other kids too. Could something be added to provide cushion on the stone edges in case a kiddo lost his/her footing?	7/21/2022 4:09 PM
58	The fitness apparatus along the paved walk are outdated and in need of repair or removal. Also, the walking path should continue through the northeast end of the park so that a full loop can be walked.	7/21/2022 4:07 PM
59	the health club needs some serious updating	7/21/2022 3:55 PM
60	Lack of trees in the park! The old willow trees were cut down and they were NOT replaced. The park looks empty and bald.	7/21/2022 3:49 PM
61	parking is difficult. I live on avon - the cars pile up so much it is hard to driver down the streets carefully. they need more do not park signs - maybe parking along churchill	7/21/2022 3:33 PM
62	Fox meadow needs a bubble dome for winter sports	7/21/2022 3:33 PM
63	Getting in and out of the Willow Park lot is very difficult. The exit blends with a residential area and then arrives at a light. During any game or activity, the parking lot is backed up with traffic trying to exit.	7/21/2022 3:33 PM
64	I would love to see more nature playgrounds and immersive nature programming . Maybe a nature center	7/20/2022 7:46 PM
65	Waste Management does not take the recycling if it is in black plastic bags	7/20/2022 5:04 PM

Northfield Park District Comprehensive Plan Survey

SurveyMonkey

Q4 What is your favorite Northfield Park District park? (Pick one)

Answered: 378 Skipped: 119



ONLINE SURVEY OPEN-ENDED RESPONSES

ANSWER CHOICES	RESPONSES	
Clarkson Park	71.43%	270
Fox Meadow Park	0.53%	2
Willow Park	12.43%	47
I don't have a favorite	14.55%	55
I don't visit NPD parks	1.06%	4
TOTAL		378

#	WHY? (OPTIONAL)	DATE
1	Walking trail	8/14/2022 10:47 PM
2	Great playground for kids and easy to access walking	8/14/2022 10:08 PM
3	I am semi-ambulatory, and Clarkson is two blocks away.	8/14/2022 9:24 PM
4	Trees and Amenities	8/14/2022 9:01 PM
5	It is a lovely place to walk.	8/14/2022 8:53 PM
6	Playground, splash pad, music events	8/14/2022 8:45 PM
7	Trees, paths, more natural landscape	8/14/2022 8:39 PM
8	Grandkids love the playground and splash pad.	8/14/2022 8:11 PM
9	Events during the year(music, food, kid activities, market	8/14/2022 7:55 PM
10	Bc I have three small children and it's a great playground and it has restrooms - which is a must. Mostly just visit parks with childrens equipment rn.	8/14/2022 7:53 PM

Northfield Park District Comprehensive Plan Survey		SurveyMonkey
11	Pickle courts	8/14/2022 7:49 PM
12	I take my grandchildren to play.	8/14/2022 6:59 PM
13	Great place to gather for all ages	8/14/2022 6:58 PM
14	Playground that has no wood chips, a splash pad, picnic area, and good restrooms. All that I could ask	8/14/2022 6:55 PM
15	Walking distance	8/14/2022 6:54 PM
16	Various designated spaces, shade, splash pad, tables, updated park equipment, ice skating rink	8/12/2022 8:37 PM
17	It is the closest to my house.	8/12/2022 8:27 PM
18	Young kids love the new playground. Could use more ADA accessible features.	8/11/2022 9:09 PM
19	Newest facilities	8/11/2022 7:16 PM
20	New equipment	8/11/2022 4:36 PM
21	Playground and felicitities	8/11/2022 4:18 PM
22	We enjoy walking there, but we'd like the path to extend through the dog park	8/11/2022 7:07 AM
23	My son loves all the new playground equipment and the splash pad. It's always got kids at it for him to play with as well. Seems to be the place to be for kids.	8/10/2022 11:10 AM
24	Baseball fields are fantastic!	8/9/2022 1:51 PM
25	the rubber ground, bathrooms, shade, splash pad. all of it! we love it	8/9/2022 1:41 PM
26	There are tennis courts and a gym, as well as a walking trail and it's nearest my home so we use it almost daily.	8/9/2022 6:02 AM
27	Updated jungle gym with lots of seating and ability to gather larger groups. Tables and shade is also a plus!	8/9/2022 1:45 AM
28	Splash pad and great equipment for kids of all ages.	8/8/2022 7:53 PM
29	And Northfield park on the other side of I94.	8/8/2022 7:20 PM
30	The renovation is beautiful!	8/8/2022 6:32 PM
31	Close, community, updated	8/8/2022 6:25 PM
32	The social atmosphere and gathering spot. I think the inside park house could be better utilized year round because of clarkson being a central gathering point	8/8/2022 6:09 PM
33	Least amount of people on non peak hours	8/8/2022 6:06 PM
34	Great seating and tables, bathroom and awesome playground/splash pad	8/8/2022 5:56 PM
35	Close to home, the kids love it, safe, updated, clean.	8/8/2022 5:43 PM
36	Proximity, ice rink in winter, and updated playground	8/8/2022 5:13 PM
37	It's the most functional for family and events. I wish we could utilize the other parks more.	8/8/2022 5:10 PM
38	The refurbishment project has breathed new life into Clarkson.	8/8/2022 5:07 PM
39	Throwing ball for dog with kid.	8/7/2022 11:31 AM
40	The track and facility in the community center	8/4/2022 10:01 PM
41	Clarkson Park is the second closest park to us after the Happ Road Park, which could use some updating.	7/31/2022 8:06 PM
42	Scheduled activities and the layout	7/31/2022 5:42 PM
43	The walking path, seating, proximity.	7/29/2022 7:21 PM
44	Within walking distance of our house and walking around the 1/2 mile loop.	7/29/2022 5:51 PM

Northfield Park District Comprehensive Plan Survey

SurveyMonkey

45	The one that Northfield and Winnetka pass-off to one another on Happ Road and actually services an HOA with 13+ age-appropriate families. Northfield does not care about HOAs, though, so to be expected.	7/29/2022 11:46 AM
46	My son loves to play at the park. We also enjoy the music and market Wednesdays.	7/28/2022 11:25 PM
47	I play pickball there	7/28/2022 6:24 PM
48	Wednesday nights baby	7/27/2022 7:46 PM
49	Love market & music & the Christmas festival - all the outdoor activities	7/27/2022 7:06 PM
50	many things for children of mixed ages to do.	7/27/2022 2:15 PM
51	N/A. Please make more children/ toddler friendly playgrounds and more for them to do.	7/26/2022 9:50 PM
52	The playground and splashpad are perfect for my kids. We also really enjoy Market and Music.	7/26/2022 3:24 PM
53	Walking trail, tennis courts	7/26/2022 9:39 AM
54	The variety of amenities and the weekly concerts!	7/26/2022 7:50 AM
55	Playground for the kids	7/25/2022 8:11 PM
56	Proximity to home	7/25/2022 4:19 PM
57	great playground and splash pad. Love the Wednesday night concerts.	7/25/2022 10:43 AM
58	Wednesday nights during the summer	7/25/2022 9:32 AM
59	It is the Center of a lot of Northfield's activities.	7/25/2022 8:39 AM
60	Great layout, fun activities	7/25/2022 7:29 AM
61	Smaller, more quaint.	7/24/2022 3:25 PM
62	Because of the updates and the overall layout of the Park. Music in the Park on Wednesdays, the water feature, the band shell. The renovations worked out so well...	7/24/2022 11:27 AM
63	Quaint, walkable from my house, multipurpose	7/24/2022 11:14 AM
64	It has always felt like the center of town to me for the Park District activities- it has a lot of charm- and the updates have been terrific.	7/24/2022 8:48 AM
65	The latest upgrades and the addition of the water activities are outstanding.	7/24/2022 8:33 AM
66	Dog park	7/24/2022 7:17 AM
67	Concerts, layout, ice rink, band shelter, perfect gathering place for entire community	7/24/2022 6:03 AM
68	Great for toddlers they love the splash pad and the slides	7/23/2022 4:14 PM
69	So nice for older kids and younger kids, the splash pad, and shade	7/23/2022 4:06 PM
70	The new design is very user friendly. It is a gathering place for the community and our grandchildren love going there and meeting their friends.	7/23/2022 3:30 PM
71	closer to my home	7/23/2022 1:34 PM
72	Each has own pro's and con's. Clarkson is well designed, but the building is under utilized; fox meadow needs additional parking; the willow park also has limited parking and tend to be under water after downpours.	7/23/2022 11:48 AM
73	Clarkson for my younger daughter, Willow Park for the 12 year old. Nothing to do at Fox Meadow Park.	7/23/2022 11:39 AM
74	It has the most things to do and see.	7/23/2022 8:53 AM
75	Great for kids, updated, fun splash pad	7/22/2022 9:32 PM
76	Playground	7/22/2022 9:06 PM
77	I like the walking path	7/22/2022 8:47 PM
78	Rib fest. Good place to hang out.	7/22/2022 6:04 PM

Northfield Park District Comprehensive Plan Survey

SurveyMonkey

79	Great path for walking and good parking	7/22/2022 5:41 PM
80	We mostly walk through Clarkson Park as we walk around the neighborhood.	7/22/2022 4:06 PM
81	Fun for kids, bandshell, pavilion usage, community events.	7/22/2022 3:35 PM
82	A lot to do there and have never heard of the other two parks.	7/22/2022 3:08 PM
83	Next to my house.	7/22/2022 2:27 PM
84	Wide open space with a river	7/22/2022 1:45 PM
85	used the other parks when our kids were younger and playing sports. now we attend concerts in the park at Clarkson	7/22/2022 1:35 PM
86	We live across from the park.	7/22/2022 1:23 PM
87	fantastic playground and splash pad!	7/22/2022 12:37 PM
88	The children's equipment and the gatherings.	7/22/2022 11:58 AM
89	Pickleball courts and paved trail	7/22/2022 11:53 AM
90	We live on 200 block Churchill. Easy using my walker. Thanks	7/22/2022 10:50 AM
91	Close to home, great features for all and the recent upgrades are wonderful	7/22/2022 10:44 AM
92	Market and music	7/22/2022 10:35 AM
93	The playground at Clarkson Park is not safe for my toddler and there is a lack of parking. There is not enough to do at the other parks for our family.	7/22/2022 10:32 AM
94	Great update and splash pad! Fun activities there over summer. Love winter ice skating.	7/22/2022 10:28 AM
95	It is very convenient to go to. Has everything we need.	7/22/2022 10:28 AM
96	Across from my house!	7/22/2022 10:19 AM
97	My children love the new playstructure and it's a destination for my older kids to meet up with friends.	7/22/2022 10:18 AM
98	Outdoor life	7/22/2022 7:35 AM
99	Amazing facility!	7/22/2022 7:27 AM
100	Love the community events like concert in park, Ribfest	7/21/2022 11:36 PM
101	Open and spacious	7/21/2022 9:04 PM
102	I love the new updates. The pavilion and playground are top notch!	7/21/2022 8:55 PM
103	My children have aged out of the playgrounds and the fields. We primarily use the gym and Wednesdays.	7/21/2022 8:03 PM
104	It's smaller and has the neighborhood feel	7/21/2022 7:50 PM
105	walking path	7/21/2022 7:50 PM
106	It's been beautifully re-done.	7/21/2022 6:37 PM
107	The variety of activities and community events held there	7/21/2022 5:25 PM
108	Because it is the most wheelchair accessible of all the parks. That being said, the only thing to do there is watch baseball - when it's in season.	7/21/2022 4:25 PM
109	variety of facilities. intimacy	7/21/2022 4:24 PM
110	It's right in my neighborhood and I walk around it everyday. The new landscaping, building structures, and playground are magnificent!	7/21/2022 4:22 PM
111	It's the only one I've been to, and it's great	7/21/2022 4:16 PM
112	Love the new playground...great variety for all ages.	7/21/2022 4:13 PM

Northfield Park District Comprehensive Plan Survey

SurveyMonkey

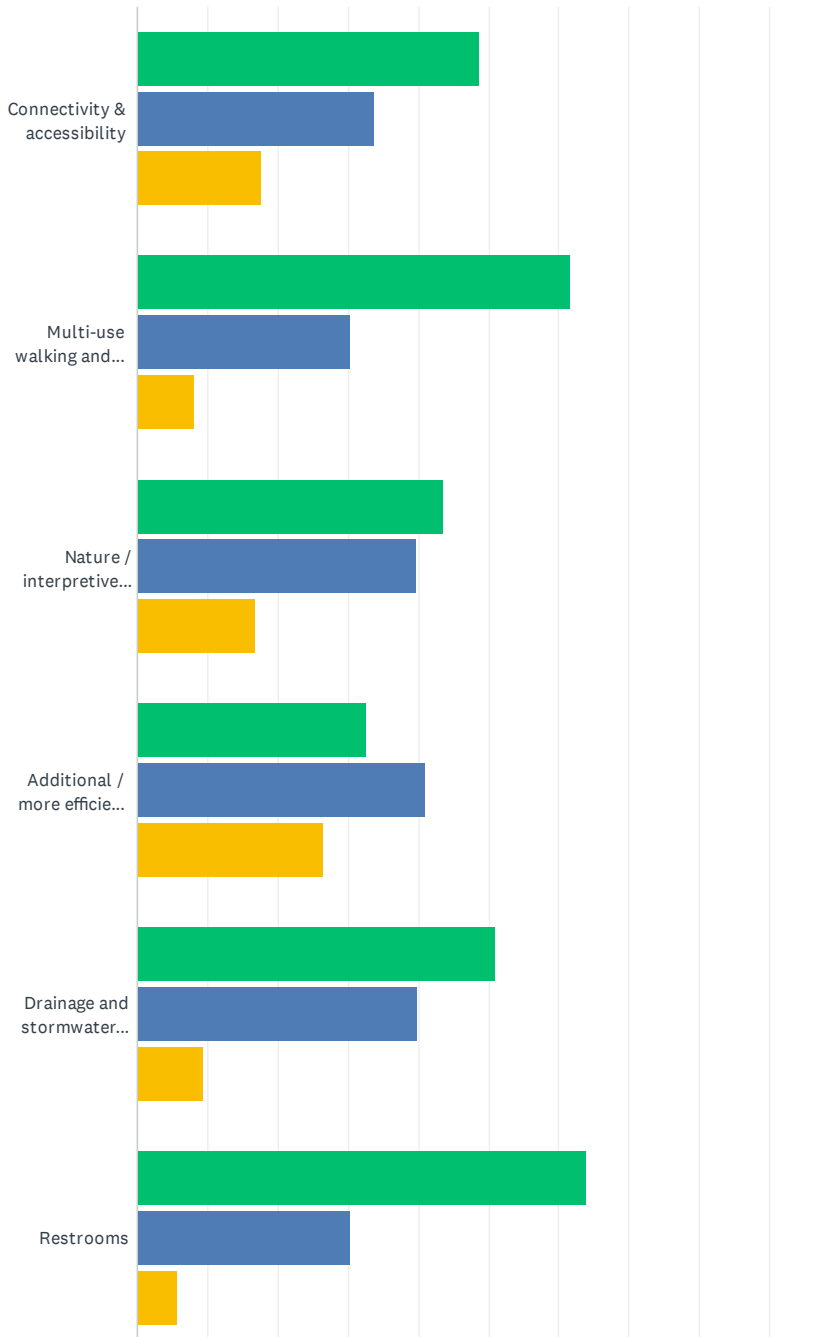
113	It's a close walk for us, and it very kid friendly!	7/21/2022 4:09 PM
114	The redesign is really great. We love the playground, splash pad and open space. It's very inviting and a wonderful place to meet friends.	7/21/2022 4:08 PM
115	I walk there often. I like the natural areas throughout.	7/21/2022 4:07 PM
116	It is so family friendly. Great activities. Handy to my home.	7/21/2022 4:03 PM
117	The park is great for the kids	7/21/2022 4:02 PM
118	Amount of activities, ease of access to facilities, programs held	7/21/2022 3:58 PM
119	I have no favorite	7/21/2022 3:55 PM
120	I only use the park district's fitness center	7/21/2022 3:52 PM
121	All three parks have different purposes for me.	7/21/2022 3:49 PM
122	the park is great for the kids and the space is so nice	7/21/2022 3:41 PM
123	It's the most up to date	7/21/2022 3:41 PM
124	We live very close to Clarkson Park and it is wonderful to be able to spend a lot of time on the playground or at fun community events right in our neighborhood.	7/21/2022 3:34 PM
125	We love the new playground and the splash pad! Thank you!	7/21/2022 3:32 PM
126	It is a great central spot for the village!	7/21/2022 3:31 PM
127	I use the walking path regularly.	7/21/2022 3:29 PM
128	Whose favorite ISN'T Clarkson Park??	7/21/2022 1:37 PM
129	Love the river, nature and the free open space	7/20/2022 7:46 PM

Northfield Park District Comprehensive Plan Survey

SurveyMonkey

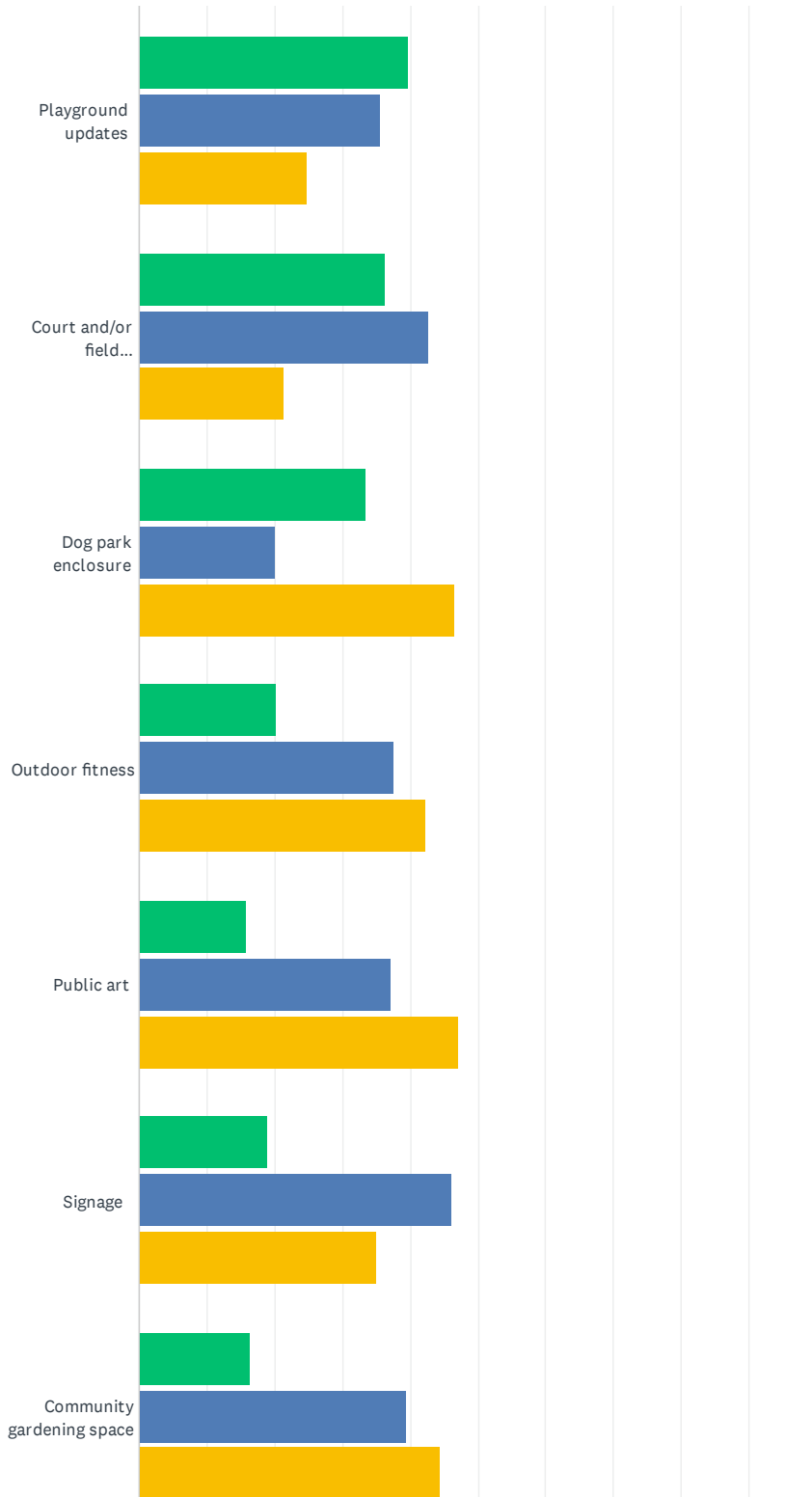
Q6 Please tell us how important the following potential outdoor PARK improvements would be to you and your family:

Answered: 361 Skipped: 136



Northfield Park District Comprehensive Plan Survey

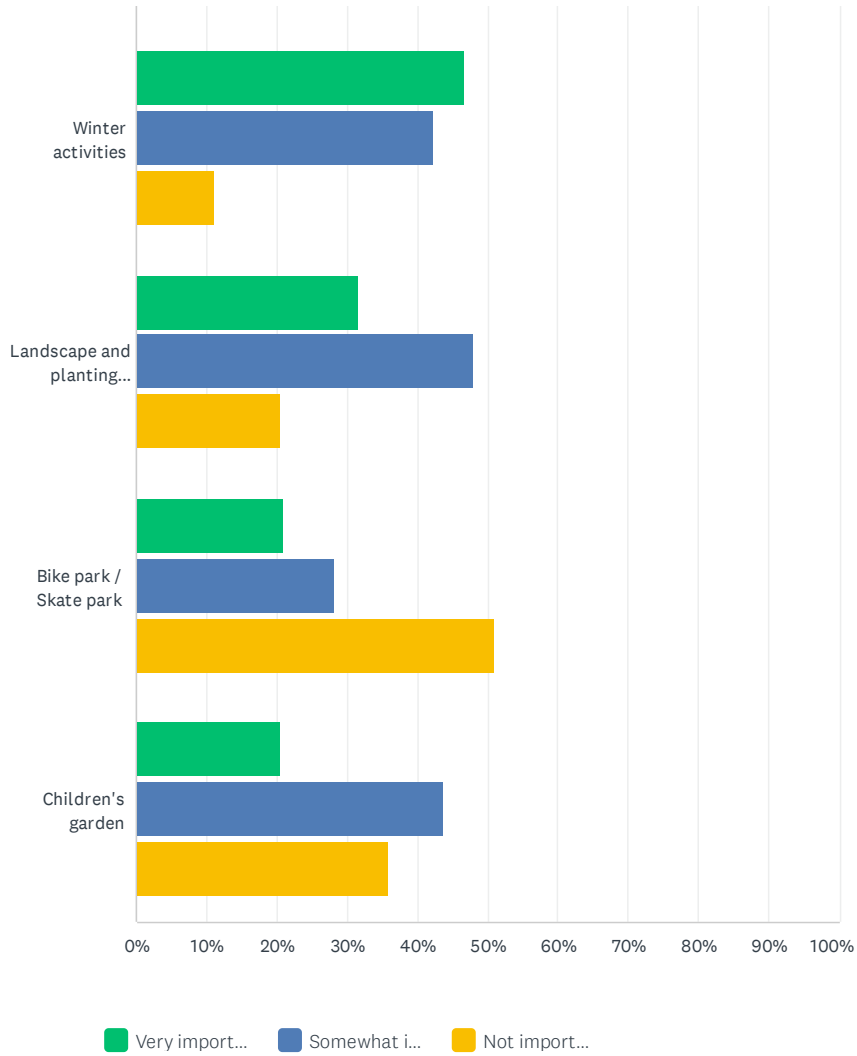
SurveyMonkey



ONLINE SURVEY OPEN-ENDED RESPONSES

Northfield Park District Comprehensive Plan Survey

SurveyMonkey



Northfield Park District Comprehensive Plan Survey

SurveyMonkey

ONLINE SURVEY OPEN-ENDED RESPONSES

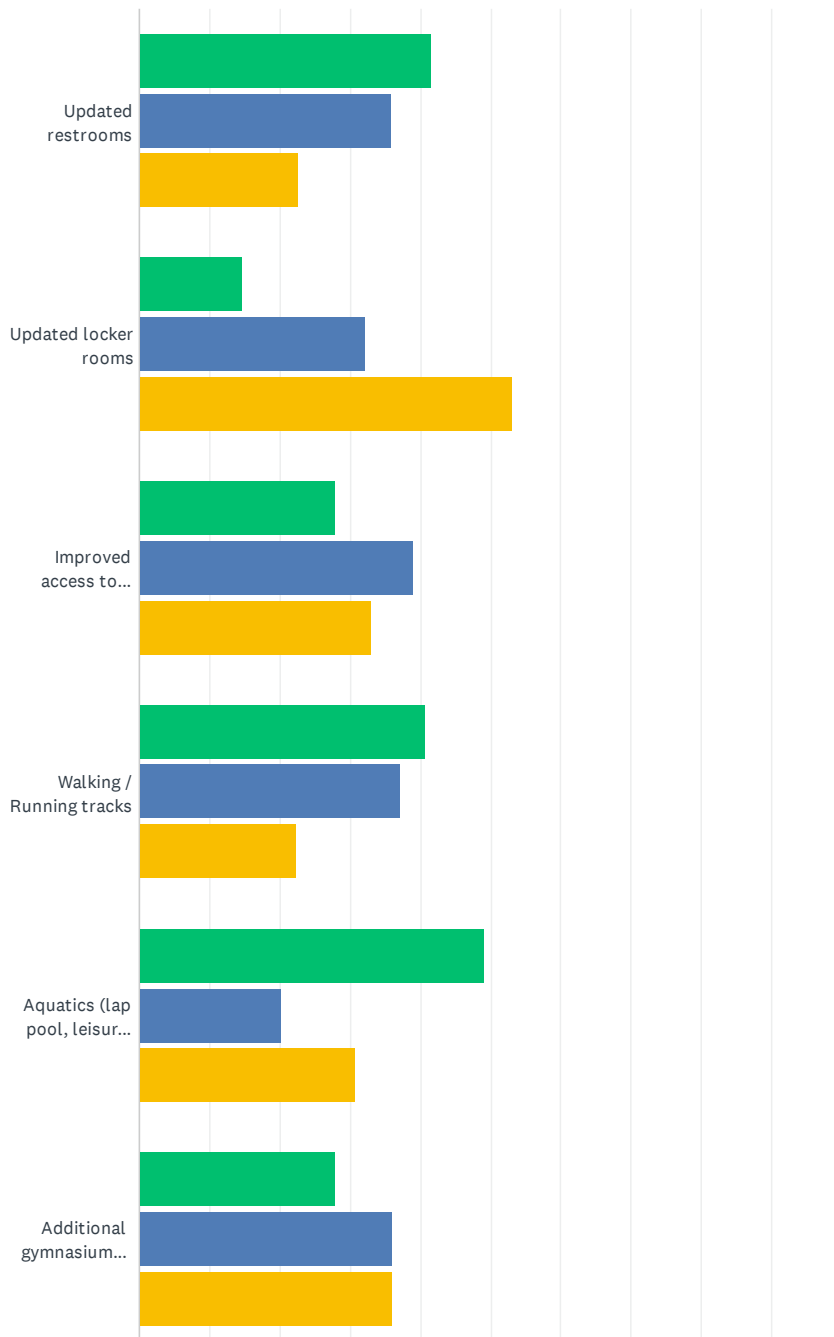
	VERY IMPORTANT	SOMEWHAT IMPORTANT	NOT IMPORTANT	TOTAL	WEIGHTED AVERAGE
Connectivity & accessibility	48.52% 164	33.73% 114	17.75% 60	338	2.31
Multi-use walking and biking trails	61.67% 214	30.26% 105	8.07% 28	347	2.54
Nature / interpretive trails	43.44% 149	39.65% 136	16.91% 58	343	2.27
Additional / more efficient parking	32.56% 112	40.99% 141	26.45% 91	344	2.06
Drainage and stormwater management	50.87% 175	39.83% 137	9.30% 32	344	2.42
Restrooms	63.90% 223	30.37% 106	5.73% 20	349	2.58
Playground updates	39.71% 135	35.59% 121	24.71% 84	340	2.15
Court and/or field renovations (updating, expansion, repurposing, etc.)	36.15% 124	42.57% 146	21.28% 73	343	2.15
Dog park enclosure	33.43% 115	20.06% 69	46.51% 160	344	1.87
Outdoor fitness	20.35% 70	37.50% 129	42.15% 145	344	1.78
Public art	15.88% 54	37.06% 126	47.06% 160	340	1.69
Signage	18.95% 65	46.06% 158	34.99% 120	343	1.84
Community gardening space	16.33% 56	39.36% 135	44.31% 152	343	1.72
Winter activities	46.70% 163	42.12% 147	11.17% 39	349	2.36
Landscape and planting enhancements	31.50% 109	47.98% 166	20.52% 71	346	2.11
Bike park / Skate park	20.88% 71	28.24% 96	50.88% 173	340	1.70
Children's garden	20.41% 70	43.73% 150	35.86% 123	343	1.85

#	OTHER:	DATE
1	Gardening, flowers, save the planet stuff is all great! Less toxins, more togetherness and bathrooms!	8/14/2022 7:55 PM
2	dogs should not be in an open field off leash next to a park & school.	8/14/2022 7:53 PM
3	Basketball hoop, play area or hangout space of tweens & Teens	8/14/2022 7:06 PM
4	I have asked for a dog park for a long time	8/14/2022 6:55 PM
5	Community pool	8/13/2022 4:55 PM
6	Area to sled would be nice	8/12/2022 8:43 PM
7	Could use more ADA accessible features.	8/11/2022 9:10 PM

Northfield Park District Comprehensive Plan Survey		SurveyMonkey
8	More Clarkson parking!	8/11/2022 4:19 PM
9	Please please enclosed dog park	8/9/2022 1:53 PM
10	We need to add at least one artificial turf field in the community. Even light rains make our fields unplayable.	8/9/2022 1:53 PM
11	Willow is the only dog park I've seen with no fence. I've seen many dogs run away and almost get hit by a car. I live across the street so I hear and see all of it, and it's really scary. I want our four legged friends safe. I also have to buy a membership to HP to access their fenced in parks, so it would be great to have access right here	8/8/2022 6:12 PM
12	Sports courts. Basketball, tennis, RACQUETBALL, paddle, pickle, four square even.	8/8/2022 5:13 PM
13	Motion detectors on all field lights. A stop sign at the exit of Willow Park onto Wagner. Addition of a Frisbee golf course.	7/29/2022 7:24 PM
14	Enhancements that meet the needs of the current Community are critically important to the vitality of the parks and the Village overall.	7/24/2022 11:31 AM
15	Keep sidewalks and areas near street and sidewalks clean. Garbage, paper, cans & bottles are all over Northfield!! Not cleaning up well at all: Willow St, Waukegan, Winnetka Roads.	7/23/2022 6:15 AM
16	Dog park PLEASE!!	7/22/2022 2:28 PM
17	Although we don't use the parks, they are important to the community and the users. We have a dog but would not use a dog park: too risky.	7/22/2022 11:35 AM
18	GOLF IS MY MAIN ACTIVITY	7/22/2022 11:05 AM
19	Most of the things in the village are pretty good. No need to spend more tax dollars.	7/22/2022 10:33 AM
20	SWIMMING POOL!	7/22/2022 10:31 AM
21	Please continue to enforce restrictions on parking at clarkson. The parking off of Bristol is really underused	7/22/2022 10:24 AM
22	It would be great if someone could go through and make sure all the poison ivy is removed (mainly way over by the bridge by Old Willow).	7/21/2022 7:53 PM
23	Pool	7/21/2022 5:26 PM
24	I've long found the makeshift dog park near the corner of Wagner and Old Willow to be unsafe for all concerned - people (especially kids) going by on the sidewalks, the dogs, cars driving by...	7/21/2022 4:50 PM
25	resurface tennis courts and convert some into pickleball courts	7/21/2022 4:42 PM
26	Your use of accessibility is in terms of internet access. I'm amazed that physical accessibility is not even mentioned.	7/21/2022 4:29 PM
27	Ample seating areas/benches, especially on walking trails	7/21/2022 4:24 PM
28	In my opinion, I find that the parks offer a respite from the constant 'input' of daily life. So, I would discourage signage or too much busyness at Willow Park. Clarkson is a family's delight. And Fox Meadow is a serious sport's park.	7/21/2022 4:12 PM
29	a fenced dog park would be amazing.	7/21/2022 3:34 PM
30	My son uses a wheelchair and would love to see the other parks made more accessible	7/21/2022 1:49 PM

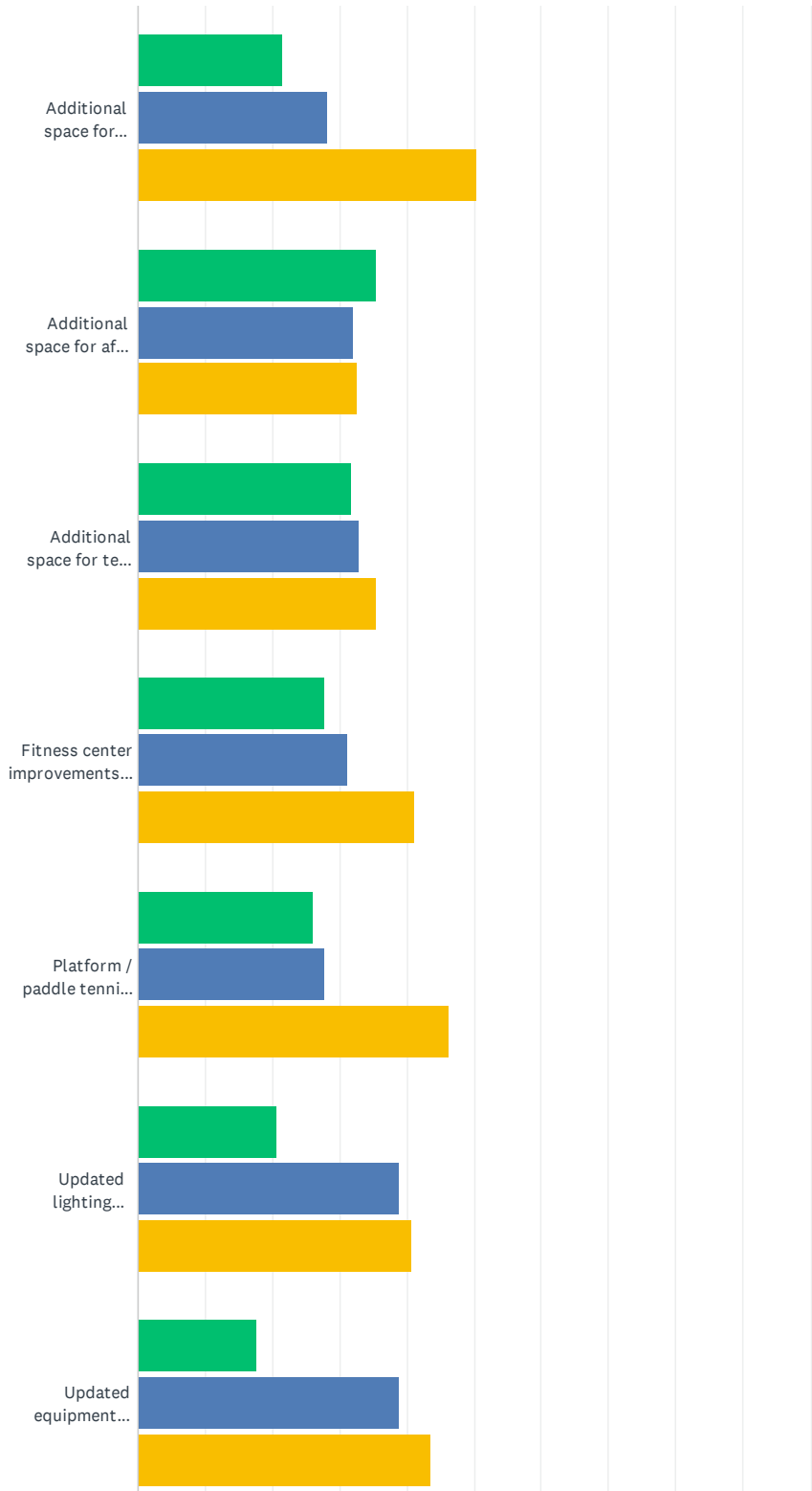
Q8 Please tell us how important the following potential improvements to INDOOR facilities would be to you and your family:

Answered: 349 Skipped: 148



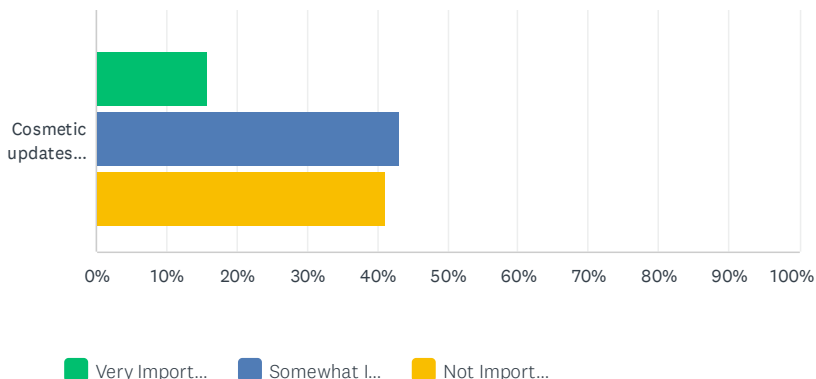
Northfield Park District Comprehensive Plan Survey

SurveyMonkey



Northfield Park District Comprehensive Plan Survey

SurveyMonkey



	VERY IMPORTANT	SOMEWHAT IMPORTANT	NOT IMPORTANT	TOTAL	WEIGHTED AVERAGE
Updated restrooms	41.54% 140	35.91% 121	22.55% 76	337	2.19
Updated locker rooms	14.72% 48	32.21% 105	53.07% 173	326	1.62
Improved access to parking or expanded parking	27.91% 91	38.96% 127	33.13% 108	326	1.95
Walking / Running tracks	40.66% 135	37.05% 123	22.29% 74	332	2.18
Aquatics (lap pool, leisure pool)	49.11% 165	20.24% 68	30.65% 103	336	2.18
Additional gymnasium (courts, badminton, etc.)	27.95% 90	36.02% 116	36.02% 116	322	1.92
Additional space for pre-school programming	21.60% 70	28.09% 91	50.31% 163	324	1.71
Additional space for after school youth programs (elementary - middle school)	35.38% 115	32.00% 104	32.62% 106	325	2.03
Additional space for teen programming	31.87% 102	32.81% 105	35.31% 113	320	1.97
Fitness center improvements / expansion	27.79% 92	31.12% 103	41.09% 136	331	1.87
Platform / paddle tennis facility	25.98% 86	27.79% 92	46.22% 153	331	1.80
Updated lighting (interior & exterior)	20.63% 66	38.75% 124	40.63% 130	320	1.80
Updated equipment (sound, visual, etc.)	17.70% 57	38.82% 125	43.48% 140	322	1.74
Cosmetic updates (floors, finishes, etc.)	15.79% 51	43.03% 139	41.18% 133	323	1.75

#	OTHER:	DATE
1	Aquatic access would be good. Glen view already has a great facility. Maybe we negotiate access to Glenview's at popular prices instead of building our own.	8/14/2022 8:47 PM
2	Do not partition clarkson lodge	8/14/2022 7:20 PM

Northfield Park District Comprehensive Plan Survey		SurveyMonkey
3	The new community center is just beautiful. Don't know why any changes would need to be made.	8/9/2022 1:54 PM
4	Clarkson lodge should be open so people can sit inside and the restrooms are gross.need better soap and sink and cleaner toilet areas	8/8/2022 5:59 PM
5	Programming above cosmetics	8/8/2022 5:16 PM
6	Facilities and programs seem to be primarily designed for families with small children. Any fitness/sports facilities are available elsewhere.	7/26/2022 9:43 AM
7	Also better security for accessing the facilities. I think front desk personnel along with the lack of secure entryway (i.e. keycard to enter building or back rooms/gym open us up to a great deal of risk)	7/25/2022 9:10 AM
8	We really like the fitness center.	7/23/2022 3:32 PM
9	Indoor pickleball court would be a plus for yearlong use	7/23/2022 11:53 AM
10	Glad the partition wall was removed from Clark's on lodge Would be great to light pickle ball courts for evening/night play	7/23/2022 8:48 AM
11	Don't spend our money! Especially when you let outside organizations like Northwestern womens Volleyball or basketball cause wear and tear on our gym floors and facilities and parking lots is packed with outsiders who even park in handicap spaces at baseball games... I love Northfield but the park district is the only weak link.	7/22/2022 11:20 PM
12	More adult programs	7/22/2022 6:00 PM
13	more gym time for indoor pickleball in winter.	7/22/2022 2:50 PM
14	Please see my previous comment regarding outdoor lighting	7/22/2022 10:25 AM
15	We'd love to see an outdoor pool in Northfield, or an indoor pool with outdoor sundeck for year round use.	7/22/2022 10:21 AM
16	There should be more services inside the building, especially during the winter. Also make sure the drinking fountain is always working.	7/22/2022 3:01 AM
17	The bathrooms at the Lodge are due for facelift. :)	7/21/2022 9:01 PM
18	Although my kids are too old now, more space for kid activities would have been great.	7/21/2022 7:56 PM
19	In Additon let me just say our park looks Beautiful	7/21/2022 4:49 PM
20	The fitness center is nice, but it needs new equipment in terms of machines. It would be nice to have more leg machines and overall total body workout stations. Also, you can't use the bars and lighter free weights if there is a class in the fitness room.	7/21/2022 4:36 PM
21	I think the current Northfield Park District Center could use updating. I also agree that another gym and a couple more multi-use rooms would be good.	7/21/2022 4:18 PM
22	More after school programming or even weekend programs for sunset ridge age range would be amazing	7/21/2022 4:05 PM
23	A pool is really needed in our community! I think that both an indoor and outdoor one should really be considered in the upcoming park district discussions.	7/21/2022 3:59 PM
24	I really do wish that northfield had a lap pool, i miss swimming and the glenview facilities are too expensive for out of towners	7/21/2022 3:58 PM
25	Would love a sauna	7/20/2022 7:49 PM

Northfield Park District Comprehensive Plan Survey

SurveyMonkey

Q9 Are there indoor recreation opportunities not currently provided by the Northfield Park District that you would like to see added?

Answered: 124 Skipped: 373

ONLINE SURVEY OPEN-ENDED RESPONSES

#	RESPONSES	DATE
1	More adult dance	8/14/2022 10:51 PM
2	Lighted courts	8/14/2022 10:19 PM
3	Pool, more after-school activities for 4th Graders and up, and more summer camp options/programs	8/14/2022 9:24 PM
4	No	8/14/2022 9:08 PM
5	No	8/14/2022 8:56 PM
6	Already many resources available in the area.	8/14/2022 8:47 PM
7	no	8/14/2022 7:58 PM
8	bud service to/from school for families in need.	8/14/2022 7:56 PM
9	Tennis classes (like thru Winnetka, but here).	8/14/2022 7:56 PM
10	Dog playgroup	8/14/2022 7:52 PM
11	No	8/14/2022 7:03 PM
12	No	8/14/2022 7:01 PM
13	No	8/14/2022 6:59 PM
14	Golf simulator would be great. Indoor pool (but outdoor would be priority over indoor).	8/13/2022 4:59 PM
15	not sure	8/11/2022 7:18 PM
16	Pool	8/11/2022 4:39 PM
17	-Indoor movie night during the winter -Art classes for older kids -Cool study area for big kids with snacks for purchase to give them somewhere to ride their bikes to other than Mariano's or the gas station... possibly with HW helpers	8/10/2022 2:44 PM
18	Outdoor paddle tennis	8/10/2022 2:17 PM
19	no	8/10/2022 1:41 PM
20	An indoor basketball program similar to Karzen	8/9/2022 4:55 PM
21	nope	8/9/2022 1:54 PM
22	I would like to see the weights and exercise equipment room enhanced and expanded. Also an indoor tennis court for use in the winter would be lovely.	8/9/2022 6:11 AM
23	Pool and larger gym	8/9/2022 1:48 AM
24	Swimming pool	8/9/2022 1:08 AM
25	Swim. More kid programs like dance, sports, etc.	8/8/2022 9:26 PM
26	Community pool	8/8/2022 8:31 PM
27	No	8/8/2022 7:31 PM
28	I'm a dream world, ice arena.	8/8/2022 6:27 PM
29	Golf simulator	8/8/2022 6:09 PM

Northfield Park District Comprehensive Plan Survey		SurveyMonkey
30	No	8/8/2022 6:07 PM
31	No	8/8/2022 5:45 PM
32	Fencing, Archery, Chess tables.	8/8/2022 5:16 PM
33	Pool	8/8/2022 5:10 PM
34	aftercare for Sunset Ridge Kids with transportation from SRS	8/8/2022 5:10 PM
35	Pool / Lap pool	8/8/2022 5:04 PM
36	More senior activities	8/5/2022 10:01 AM
37	There are not basketball programs on the weekends for kids in grade school, middle school or beyond.	7/31/2022 8:08 PM
38	Tennis	7/31/2022 5:47 PM
39	None	7/29/2022 7:26 PM
40	Yes, the indoor recreational opportunity to not be harassed by Heritage Luxury Builders and other scofflaws in the "light industrial district" who wake our neighborhood kids and seniors up every morning at 6:15AM with commercial vehicles. Shame on Northfield for acting like they care about parks when they allow that district to exist.	7/29/2022 11:48 AM
41	special indoor pickleball rate during winter	7/28/2022 6:32 PM
42	Swimming pool - outdoor &/or indoor More Adult exercise classes	7/27/2022 7:11 PM
43	All good	7/27/2022 5:11 PM
44	A pool would be amazing!	7/26/2022 3:27 PM
45	Perhaps things like yoga, meditation and other sorts of education to support physical well being.	7/26/2022 12:52 PM
46	No	7/26/2022 9:42 AM
47	Tennis, pickle ball, climbing wall.	7/25/2022 9:10 AM
48	Better workout gym	7/25/2022 6:25 AM
49	No	7/24/2022 12:26 PM
50	Pool	7/24/2022 10:53 AM
51	Paddle tennis	7/24/2022 9:14 AM
52	Not at this time	7/24/2022 8:51 AM
53	No	7/24/2022 8:20 AM
54	No	7/24/2022 7:19 AM
55	No	7/24/2022 6:06 AM
56	No	7/23/2022 4:18 PM
57	Indoor tennis options would be fantastic. It would also be wonderful to have a local pool for winter swimming.	7/23/2022 4:12 PM
58	No	7/23/2022 11:53 AM
59	Activities for teens	7/23/2022 11:45 AM
60	Would LOVE to have a pool!	7/23/2022 8:57 AM
61	ice skating - temporary is ok , perhaps in the dog field by Middle Fork, that's a low lying area that fills up with water.	7/23/2022 8:19 AM
62	No	7/23/2022 6:16 AM
63	Squash	7/22/2022 9:35 PM

Northfield Park District Comprehensive Plan Survey

SurveyMonkey

64	Gymnastics/dance	7/22/2022 9:09 PM
65	Swimming!	7/22/2022 3:13 PM
66	Outdoor Pool	7/22/2022 3:11 PM
67	No	7/22/2022 2:29 PM
68	pickelball	7/22/2022 1:37 PM
69	Paddleball and racketball courts	7/22/2022 1:27 PM
70	Walking track	7/22/2022 12:27 PM
71	Fitness classes	7/22/2022 12:16 PM
72	Indoor tennis	7/22/2022 12:02 PM
73	Pool, walking/running track	7/22/2022 11:56 AM
74	yes, indoor pickleball	7/22/2022 11:56 AM
75	swimming and paddle. More aerobic classes.	7/22/2022 11:34 AM
76	Pickleball courts	7/22/2022 11:12 AM
77	Backgammon tournaments	7/22/2022 10:55 AM
78	Yoga class late afternoon/evening during the week	7/22/2022 10:37 AM
79	No	7/22/2022 10:36 AM
80	No	7/22/2022 10:36 AM
81	Aquatics	7/22/2022 10:35 AM
82	I would like to see an indoor playground for kids and an indoor walking/running track that families can use.	7/22/2022 10:34 AM
83	A pool!	7/22/2022 10:29 AM
84	Pickleball	7/22/2022 10:22 AM
85	Swimming	7/22/2022 8:27 AM
86	more adult classes	7/22/2022 7:37 AM
87	Swimming pool	7/22/2022 7:28 AM
88	After school care for kids at sunset ridge.	7/22/2022 5:11 AM
89	A pool would be amazing!	7/22/2022 3:01 AM
90	More fitness machines in gym, not all cardio but strength training as well	7/21/2022 9:06 PM
91	More teen activities - led by teens	7/21/2022 9:01 PM
92	I was happy to see Paddle Tennis (how FUN!) on the list; Wilmette, Winnetka, Glenview, and Lake Bluff bring this awesome sport to people who do not belong to private country clubs. An enclosed dog park would be wonderful - it's not safe walking by the unfenced dog recreation area as dogs run up to walkers, other dogs, children on bikes, people with strollers, etc. While many may object to enclosing current space, it is really a liability.	7/21/2022 8:07 PM
93	a theatre?	7/21/2022 7:56 PM
94	Yes, Tai Chi	7/21/2022 7:54 PM
95	More pickle ball courts.	7/21/2022 7:36 PM
96	Tennis and paddle ball lessons for adults and kids	7/21/2022 7:30 PM
97	No	7/21/2022 6:59 PM
98	No	7/21/2022 6:04 PM

Northfield Park District Comprehensive Plan Survey		SurveyMonkey
99	A pool for lap swimming would be fantastic	7/21/2022 5:37 PM
100	Pool	7/21/2022 5:32 PM
101	More yoga and dance classes for adults	7/21/2022 5:29 PM
102	Work out programs for SENIORS why did that STOP ?????	7/21/2022 4:49 PM
103	Pool, racquetball court	7/21/2022 4:36 PM
104	None	7/21/2022 4:30 PM
105	Gymnastics facility	7/21/2022 4:27 PM
106	Indoor gym and pool	7/21/2022 4:23 PM
107	Not currently. If you wanted to add swimming, I would suggest Fox Meadow or a new location altogether. Perhaps behind the Northfield Diner? That office property has seen better days.	7/21/2022 4:18 PM
108	A children's theater or indoor skating rink (but we have so many in close proximity) I would almost prefer an indoor pool vs skating rink. Not many around the area right now.	7/21/2022 4:13 PM
109	It would be nice to have a public pool	7/21/2022 4:11 PM
110	More sunset ridge age group activities please	7/21/2022 4:05 PM
111	n/a	7/21/2022 4:01 PM
112	Updated gym equipment and earlier weekday and weekend hours or access	7/21/2022 3:58 PM
113	A pool or a deal with Glenview so that it wasn't so expensive for Northfield seniors to swim laps	7/21/2022 3:58 PM
114	Dance classes for adults.	7/21/2022 3:51 PM
115	Classes for kids who are in middle school. This is the only park district in the area that completely blocks kids from opportunities when they hit 4th grade	7/21/2022 3:43 PM
116	Tennis	7/21/2022 3:37 PM
117	It would be amazing to have an indoor swimming pool available for both lap swimming and leisure activities.	7/21/2022 3:37 PM
118	Indoor baseball/soccer training facility.	7/21/2022 3:35 PM
119	Indoor pickleball	7/21/2022 3:34 PM
120	Swimming and gymnastics	7/21/2022 3:34 PM
121	No	7/21/2022 3:29 PM
122	Coding class, Chorus, more classes for middle schoolers like art or intramural sports	7/21/2022 1:40 PM
123	Swimming pool	7/20/2022 7:49 PM
124	Swimming and floor hockey	7/20/2022 5:07 PM

Northfield Park District Comprehensive Plan Survey

SurveyMonkey

Q11 If you have not participated in any programs or events, please share why that may be.

Answered: 49 Skipped: 448

ONLINE SURVEY OPEN-ENDED RESPONSES

#	RESPONSES	DATE
1	No adult classes.	8/14/2022 8:16 PM
2	I live in Glenview and my family has grown up and out.	8/14/2022 7:10 PM
3	My kids were not old enough for the programs offered	8/12/2022 9:00 PM
4	There was nothing for my age group 50+.	8/12/2022 8:30 PM
5	They tend to be geared toward younger kids	8/11/2022 7:19 PM
6	Covid	8/9/2022 3:06 PM
7	We chose to use nearby Winnetka & Glenview programs for tennis lessons, ski programs and ice rink. The programs in Northfield are sparse and seem geared toward younger children.	8/9/2022 6:15 AM
8	I decided to go to Glenview Park District instead.	8/9/2022 1:49 AM
9	New to the neighborhood	8/9/2022 1:09 AM
10	Not aware of where and when these events are	8/8/2022 8:42 PM
11	Lack of time & priority to do so	8/8/2022 8:33 PM
12	No options we are interested in	8/8/2022 5:46 PM
13	Kids are older	8/8/2022 5:19 PM
14	With COVID and having a baby in the house, we have been social distancing until everyone can be vaccinated.	7/31/2022 8:09 PM
15	Busy and satisfied with my other programs. Also health restrictions.	7/29/2022 5:55 PM
16	Busy	7/26/2022 5:55 PM
17	Timing hasn't quite worked for our family. We have very young kids so some evening events don't work because of bedtime.	7/26/2022 3:57 PM
18	See previous answer--programs geared to families with children in the local public schools.	7/26/2022 9:44 AM
19	remodeling our home, too busy	7/25/2022 9:34 AM
20	My age	7/25/2022 8:45 AM
21	My children are adults	7/25/2022 6:26 AM
22	No interest	7/24/2022 8:06 AM
23	COVID	7/23/2022 8:49 AM
24	Not enough variety, i go to Wilmette or Glenview instead	7/23/2022 8:21 AM
25	I've just been to Clarkson for a concert, very nice.	7/23/2022 6:18 AM
26	Most activities are geared towards a younger audience.	7/22/2022 6:08 PM
27	Not interested	7/22/2022 4:12 PM
28	Too busy doing other things.	7/22/2022 1:48 PM
29	Covid. Kids are older.	7/22/2022 12:16 PM
30	Our interests don't align with the facilities but we know they are important to the users and	7/22/2022 11:41 AM

Northfield Park District Comprehensive Plan Survey

SurveyMonkey

future users and support their presence. But not at the cost of higher residential property taxes. Streamline government departments.

31	COVID and time offered did not work with my work schedule.	7/22/2022 11:35 AM
32	Timing and access	7/22/2022 11:13 AM
33	Used to use fitness center. Not motivated to use it now.	7/22/2022 11:09 AM
34	Not interested	7/22/2022 10:56 AM
35	I live in a part of Northfield that is not part of the park district.	7/22/2022 10:35 AM
36	nothing that interests me	7/22/2022 10:32 AM
37	Just relocated from Glenview to Northfield	7/22/2022 10:23 AM
38	Lack of time	7/22/2022 10:21 AM
39	Because of covid	7/21/2022 9:30 PM
40	Children have aged out. We did enjoy them very much when they were little.	7/21/2022 8:20 PM
41	I don't find them intriguing	7/21/2022 6:59 PM
42	My kids are 9 and 11 so there isn't much for their age group. Most things are for younger kids.	7/21/2022 5:29 PM
43	They are geared more toward families and our kid is grown. The lack of parking is a deterrent as well as the lack of safe walking to get to the park.	7/21/2022 4:38 PM
44	not interested	7/21/2022 4:26 PM
45	There have not been any programs I have been able to attend	7/21/2022 4:05 PM
46	I only use the fitness center.	7/21/2022 3:54 PM
47	I didn't find anything attractive to myself. I work full time and have limited leisure time.	7/21/2022 3:53 PM
48	Covid. Sadly, it's hard to do this survey because the last 2 years have been during the pandemic so don't reflect my usual use of the park district	7/21/2022 3:39 PM
49	I don't have young kids anymore and I don't work out at the pd	7/21/2022 3:35 PM

Northfield Park District Comprehensive Plan Survey

SurveyMonkey

Q12 Are there programs or events not currently provided by the Northfield Park District that you would like to see added?

Answered: 125 Skipped: 372

ONLINE SURVEY OPEN-ENDED RESPONSES

#	RESPONSES	DATE
1	Dance classes	8/14/2022 10:52 PM
2	More programming in general, open gym by age group	8/14/2022 10:20 PM
3	Before/after-care options for Sunset Ridge students. More variety in the summer camp programs, especially for 4th graders and up. Before/after-care options for summer camp	8/14/2022 9:27 PM
4	No	8/14/2022 9:10 PM
5	No	8/14/2022 8:57 PM
6	Fitness classes.	8/14/2022 8:48 PM
7	More programs for 12 month -kindergarten kids. Right now neighboring park districts have programs for these ages but our park district seems to only service school age kids.	8/14/2022 8:43 PM
8	Aquatics!	8/14/2022 8:05 PM
9	no	8/14/2022 7:58 PM
10	Tennis,	8/14/2022 7:57 PM
11	More pickle courts - tennis is hardly used	8/14/2022 7:53 PM
12	More music events	8/14/2022 7:10 PM
13	No	8/14/2022 7:04 PM
14	More family themed non holiday specific events (for example - movie night or open gym)	8/14/2022 7:02 PM
15	Floor Hockey	8/14/2022 6:59 PM
16	Community full day daycare	8/13/2022 5:02 PM
17	Yes, I would like to see programming offered for 2 year olds or 18+months	8/12/2022 9:00 PM
18	Events for older kids	8/11/2022 7:19 PM
19	More camps, after camps, more programming for srs kids	8/11/2022 4:40 PM
20	Winter event, Photos With Santa?	8/11/2022 4:24 PM
21	I want a real farmers market again! I hate Market Music because the food is poor quality, the bands are mostly awful, and the parking is a nightmare, especially for those of us who live near the park and can hardly get in or out of our driveways! I want to have an actual farmers market with produce and cheese and bakery vendors again! The vendors who attend the current MM evenings add nothing to the community (ex: paint recycling didn't happen, tree company we signed up to come look at some trees still hasn't responded after weeks). We now leave Northfield on Wednesdays in the summer to have dinner in Winnetka or other towns I. Order to avoid the chaos (even though my kids do often meet up with friends at MM).	8/11/2022 7:13 AM
22	Art classes for older kids Tennis classes for all ages Study/hangout area for tweens	8/10/2022 2:45 PM
23	no	8/10/2022 1:41 PM
24	A sledding hill would be amazing but it doesn't seem like we have the space.	8/9/2022 1:55 PM
25	winter paddle sports would be great. its tricky as a northfield resident because we can only use glenview or wilmette paddle courts	8/9/2022 1:43 PM
26	We like to see Ski camp/clubs and tennis lessons as a possible program or event	8/9/2022 6:15 AM

Northfield Park District Comprehensive Plan Survey		SurveyMonkey
27	Kids classes after school classes (gymnastics, karate, etc.)	8/9/2022 1:49 AM
28	Open swimming	8/9/2022 1:09 AM
29	There is a good selection of events through Wheeling and Northbrook that we hear about but haven't come across similar events for Northfield besides the Clarkson park summer concerts	8/8/2022 8:42 PM
30	No	8/8/2022 7:31 PM
31	I think Wednesday night summer gatherings are great. I wish there was something year round	8/8/2022 6:15 PM
32	Bike park/skate park Platform tennis/paddle courts and hut	8/8/2022 6:13 PM
33	No	8/8/2022 6:08 PM
34	More for kids 6th grade and older. Team sports, art classes for adults, more sports for kids like tennis and soccer, basketball for ages 2nd grade and up critical thinking class, paddle tennis	8/8/2022 6:01 PM
35	More kids outdoor sports.	8/8/2022 5:46 PM
36	After school options for students from Sunset Ridge.	8/8/2022 5:32 PM
37	After school programs grade 4+	8/8/2022 5:28 PM
38	Monthly gatherings. Whether outdoor movies on weekends, BYO flamingo Fridays at the Park or even winter monthly outdoor fire pits with marshmallows?	8/8/2022 5:20 PM
39	More after school sports leagues and programs	8/8/2022 5:04 PM
40	Bridge for adults More inter generational activities	8/5/2022 10:03 AM
41	Na	8/4/2022 10:04 PM
42	Not an addition, but increase the frequency of recycling events (wires, lighting, longer Christmas tree drop off, etc).	7/29/2022 7:27 PM
43	Yes, protection for residents against businesses in the light industrial district which flout the intention of the district, stated legally as "no appreciable impact on adjacent properties."	7/29/2022 11:49 AM
44	so far so good.	7/28/2022 6:34 PM
45	No	7/27/2022 5:12 PM
46	No	7/26/2022 8:20 AM
47	Having a fenced in park for little ones would be stellar!	7/25/2022 4:21 PM
48	The park district offerings, all year round, are minimal compared to surrounding villages. We need reciprocity with Winnetka and Wilmette so we can have more opportunity at a cost that is more reasonable.	7/25/2022 2:08 PM
49	no	7/25/2022 9:34 AM
50	Pride celebration in the month of June	7/25/2022 9:11 AM
51	A Northfield Resident only Pickle Ball and Tennis tournament.	7/25/2022 8:45 AM
52	Pilates	7/25/2022 6:26 AM
53	Not at this time.	7/24/2022 8:09 PM
54	No	7/24/2022 12:26 PM
55	Expand programs at Clarkson Park. Longer season for Music in the Park on Wednesday's. Add angle parking on the west side of Clarkson Park like the east side of the Park.	7/24/2022 11:38 AM
56	Would love farmers market again	7/24/2022 11:17 AM
57	No	7/24/2022 8:21 AM
58	No	7/24/2022 8:06 AM
59	Enclosed dog park	7/24/2022 7:19 AM

Northfield Park District Comprehensive Plan Survey		SurveyMonkey
60	No	7/24/2022 6:06 AM
61	No	7/23/2022 4:18 PM
62	I have always felt like our park district in northfield is super lacking since we partner with Winnetka, but I don't like doing any Winnetka programming because I never feel welcome there like I do in Northfield. I wish there was more at our center.	7/23/2022 4:13 PM
63	Shower stalls and indoor badminton/ping pong/pickleball courts	7/23/2022 11:55 AM
64	Activities for teens	7/23/2022 11:46 AM
65	Can't think of any	7/23/2022 9:13 AM
66	swimming or ice skating, jogging club	7/23/2022 8:21 AM
67	Not at this time	7/23/2022 6:18 AM
68	Whatever you would add you just let non residents use so no	7/22/2022 11:21 PM
69	Gymnastics/dance for kids, adult fitness classes	7/22/2022 9:09 PM
70	I did utilize the reciprocal beach pass through Winnetka. I was disappointed that it was discontinued. The beach is not that busy so you would think that would enjoy the additional revenue having Northfield residents use the beach.	7/22/2022 8:50 PM
71	Adult programming - cooking, crafting, writing	7/22/2022 6:00 PM
72	Not sure	7/22/2022 4:12 PM
73	more pickleball time winter	7/22/2022 2:50 PM
74	No	7/22/2022 2:29 PM
75	More interesting adult activities	7/22/2022 12:28 PM
76	Tennis lessons	7/22/2022 12:03 PM
77	Swimming options and classes. After school care/programs for children 4th-8th grade.	7/22/2022 12:02 PM
78	indoor pickleball, dog park	7/22/2022 11:58 AM
79	No	7/22/2022 11:41 AM
80	Adult Dance, Zumba, more yoga	7/22/2022 11:35 AM
81	Backgammon tournaments	7/22/2022 10:56 AM
82	Yoga classes	7/22/2022 10:38 AM
83	Adult dance classes	7/22/2022 10:37 AM
84	No	7/22/2022 10:36 AM
85	Paddle tennis	7/22/2022 10:35 AM
86	N/A	7/22/2022 10:35 AM
87	Love to see fitness classes in the studio (e.g. for sure yoga and possibly others). Also would be awesome to have a community pool and gymnastics facility (for kids/tweens).	7/22/2022 10:33 AM
88	More music but with the sound panels clearly. Definitive end time for outdoor music and activities whether park district related or private in keeping with location in middle of community	7/22/2022 10:28 AM
89	Swimming	7/22/2022 8:27 AM
90	More adult activities for non-elders	7/22/2022 7:38 AM
91	After school care for sunset ridge	7/22/2022 5:12 AM
92	Movie in the park like we used to have - some for children but some also for older residents	7/21/2022 11:43 PM
93	After care for 4th and 5th grades; before care to start at 7 am and include sunset ridge students	7/21/2022 9:31 PM

Northfield Park District Comprehensive Plan Survey

SurveyMonkey

94	There could be more activities for teens and preteens.	7/21/2022 9:02 PM
95	Let's build off of the success of the summer Music/Market on Wednesdays -- a food truck day would be cool (like Thursdays in the Ravinia district).	7/21/2022 8:20 PM
96	Outdoor fall fest, movies in the park, preschool /day care	7/21/2022 8:05 PM
97	No	7/21/2022 7:55 PM
98	more youth art options	7/21/2022 7:39 PM
99	Pool or beach access at resident rates in another nearby village	7/21/2022 7:14 PM
100	No	7/21/2022 6:59 PM
101	More nature focused events	7/21/2022 6:06 PM
102	Na	7/21/2022 5:32 PM
103	Parents Night Out where we could pay for our kids to go to park district for pizza, movie, games.	7/21/2022 5:31 PM
104	A TRUE Farmer's Market like the good old days at New Trier	7/21/2022 4:50 PM
105	Pickleball leagues	7/21/2022 4:44 PM
106	Intro to pickleball - I would like to play but I need lessons. Badminton for adults. Any adult leagues would be great.	7/21/2022 4:38 PM
107	None	7/21/2022 4:30 PM
108	More kids activities, more variety	7/21/2022 4:28 PM
109	Satisfied with what is offered already, but for a wish list, maybe more activities in the winter. We are active outside all year, including the cold weather months, and would love some new community activities to participate in.	7/21/2022 4:27 PM
110	More teenage activity	7/21/2022 4:24 PM
111	None I can think of....	7/21/2022 4:18 PM
112	Maybe more options for little ones? Like music, dance classes? Art programs? Maybe more fundraisers for the Park District? Rib Fest is wonderful, but maybe something for the long Winter Days to look forward to? LOVED the Tree lighting this past year!	7/21/2022 4:16 PM
113	Maybe a community clean up day for the parks-- getting kids/families involved Also, a hot chocolate vendor would be great when outdoor ice skating is happening (weekends)	7/21/2022 4:13 PM
114	Yoga class Dance class	7/21/2022 4:05 PM
115	n/a	7/21/2022 4:01 PM
116	Swim lessons. Kiddie safety camp.	7/21/2022 4:00 PM
117	pool, lap pool for adults or a deal with glenview	7/21/2022 3:59 PM
118	Dance classes for adults for affordable price.	7/21/2022 3:53 PM
119	more for teens	7/21/2022 3:49 PM
120	Classes for kids 4th grade and beyond	7/21/2022 3:44 PM
121	Would be fun to maybe have a drop in knitting/crocheting circle time and mah jong	7/21/2022 3:39 PM
122	Swimming and gymnastics	7/21/2022 3:35 PM
123	Not that I can think of...	7/21/2022 3:34 PM
124	No	7/21/2022 3:29 PM
125	Nature pre k	7/20/2022 7:49 PM

Northfield Park District Comprehensive Plan Survey

SurveyMonkey

Q20 Thank you for your participation. Please provide any additional comments here:

Answered: 66 Skipped: 431

ONLINE SURVEY OPEN-ENDED RESPONSES

#	RESPONSES	DATE
1	I'm very happy w park facilities and programs and recent improvements to Clarkson park and programming! Thank you!	8/14/2022 9:22 PM
2	Is Northfield park not a Northfield park? :-)) should that not have been included?	8/14/2022 8:01 PM
3	Do not use clarkson lodge for storage	8/14/2022 7:23 PM
4	An aquatic center would be great and would really bring a sense of community during the summer. Reciprocal golf arrangements with nearby courses would be well-received, as would a golf simulator that residents could book for a reasonable fee. Daycare is always a challenge, and a local reasonably priced daycare would be a huge benefit, as would good after school programs for kids. More and more families in the area have two working parents. We love Northfield though- thank you!	8/13/2022 5:14 PM
5	Think about parks outside of the Willow Road corridor..	8/11/2022 9:13 PM
6	I would really like to see a skate park and paddle courts. It would be great to have reciprocal access to a beach.	8/11/2022 7:21 PM
7	It would also be great if you can create a cool workspace for people to work remote Could be similar to a gym membership or people could reserve it for meetings etc Many people are working from home now and could use a workspace outside our home once in a while for a change of scenery and adult socialization	8/10/2022 2:49 PM
8	I would love for Northfield to have an indoor pool. I currently swim at LifeTime in Highland Park which really isn't that bad honestly. But someplace for kids to play in the winter would be awesome.	8/10/2022 11:16 AM
9	Overall, our family is so happy with the park district and all that they offer. Only real improvement for us would be enclosing an area to make a dog park. (Making the "unofficial" dog park official, and putting up a fence so dogs can't run away. Thanks!	8/9/2022 1:58 PM
10	Be nice to get the baseball field score boards working	8/8/2022 7:34 PM
11	I know a fenced in dog park has been a debate, but I think it should be prioritized. It would be horrible to have a dog hit by a car! Maybe some kind of shed as a gathering at the dog park? It's already a great gathering spot for people, so why not double down and give more reason to gather? The events at clarkson are great, so maybe more? A farmers market would be fantastic and could drive strong revenue	8/8/2022 6:22 PM
12	We have wonderful facilities. Maintaing them is priority 1.	8/8/2022 6:16 PM
13	Need more community programs better variety - paddle courts would be incredible more team sports for kids and add some interesting classes that expand kids minds.	8/8/2022 6:06 PM
14	Improvements to the baseball fields are needed. Such as a movable pitching mound for field three.	8/8/2022 5:57 PM
15	Thanks for doing a great job there is no place to record opinions of the staff they are excellent. Camps can be more than babysitting	8/5/2022 10:09 AM
16	Keep the parks trash free. Trash sits for long periods of time without being cleaned up	8/4/2022 10:08 PM
17	Thanks to the entire Park District Staff !	7/29/2022 7:30 PM
18	Stop the light industrial district. It is like living next to a never-ending perpetual construction site. We would never have accepted what they are doing now and NPD tells us to contact the village.	7/29/2022 11:52 AM

Northfield Park District Comprehensive Plan Survey		SurveyMonkey
19	Like to see a Northfield Centennial celebration in the Park District. Village of Northfield will be 100 in 2026...	7/29/2022 10:55 AM
20	Only people live in Fox Meadow know well about that park. The rest of us does not even know we have a park there!!	7/28/2022 6:38 PM
21	Park always looks great	7/27/2022 5:13 PM
22	The east side of northfield should be fully seen as part of the northfield park district and town, not put into winnetka and Wilmette because we live east of the highway.	7/26/2022 9:57 PM
23	Stormwater management very important as seasonal flooding impacts usability of outdoors spaces. Old, unused parcours exercise stations make Willow park dated. Not at all interested in increased property taxes; raise user fees if necessary.	7/26/2022 9:54 AM
24	Please seriously consider reciprocity with Winnetka on more offerings (to a lesser degree with Wilmette/Northbrook). Their summer camps, sports activities, after school programming, and pretty much everything else is so much better than what Northfield currently has. The summer camp at Northfield is a joke. Hosing kids down with water should not count as a water day. Other camp activities are just as inadequate. We buy season passes to the Northbrook pools, which is expensive as a non-resident, but something we need to do as a family with young kids. Some help there would be great too. We just feel like, as a premier north suburban community, we should hold ourselves to a higher standard for what we offer community members. Honestly, if our family spent more time researching what the Northfield Park District had to offer vs what other surrounding communities do, we would not have chosen to live here. Please do what you can to improve our community for the kids. Thank you.	7/25/2022 2:28 PM
25	Front desk personnel need to be more focused on who is entering the building, be a bit more professional on who is signing children in and out. Not once have I seen them confirm who is picking up the child, or should this person be in the building	7/25/2022 9:17 AM
26	the summer camp has been an excellent experience for us with the flexibility and staffing that even keep my sometimes grumpy 4 year old happy	7/24/2022 8:35 PM
27	The Wednesday evening concerts are outstanding. That is the best night of the week for us throughout the summer. Consider similar get together during winter months?	7/24/2022 8:16 PM
28	Love the improvements to Clarkson Park. The splash pad is a big hit with my grandchildren,	7/24/2022 12:30 PM
29	Keep up the good work. Northfield Park District does a great job	7/24/2022 11:44 AM
30	We live in Northfield but technically are in the winnetka park district, however we use the northfield park district areas on a weekly basis.	7/24/2022 11:08 AM
31	We are very happy with the growth and improvements made by the Park District and will continue to support your efforts. Thank you!	7/24/2022 8:57 AM
32	The acquisition of property in the north portion of the Park District boundaries would be valuable.	7/24/2022 8:25 AM
33	Not raising taxes is more important than new facilities, but expanded programming would be wonderful!	7/23/2022 4:17 PM
34	We think you are doing a great job of managing our parks! Keep up the good work.	7/23/2022 3:35 PM
35	We love our little community and parks. You guys are doing an amazing job with camps and holiday celebrations. As kids are getting older we would like to see some recreational options for teens such as a skate park and upgraded basketball court perhaps. Something for the older kids to do close to home would very welcome!	7/23/2022 11:53 AM
36	Do not use park district programming enough to rank priorities however it would be nice to have some reciprocal agreements for beach and pool access in neighboring communities especially as our fields and particularly pickle courts are used frequently by non residents	7/23/2022 8:54 AM
37	Dog park would be amazing! You can even have one with a membership fee like other towns, I think people would pay	7/22/2022 9:12 PM
38	Please keep child and community safety in mind for all aspects of the park district.	7/22/2022 4:33 PM
39	Important to maintain the low key peaceful nature of our neighborhoods near parks and	7/22/2022 4:19 PM

Northfield Park District Comprehensive Plan Survey

SurveyMonkey

	facilities.	
40	Dog park!!	7/22/2022 2:32 PM
41	The landscaping and use of flowers is very important and no community member or family is ever kept from participating because of fees. Partner with a more diverse and less fortunate community to share our facilities and develop discussions and get together with a diverse community to breakdown racial and cultural biases we all have.	7/22/2022 1:33 PM
42	Family friendly	7/22/2022 12:32 PM
43	I think a lost and found kiosk would be a wonderful addition to Clarkson Park. There is a beautiful park in Amsterdam that has beautiful metal lost and found kiosks. There are clips on the kiosks that can hold things like mittens and shoes. A kiosk in Clarkson Park would not need to be very big but would help manage the things that are left in the park.	7/22/2022 11:37 AM
44	Skate park!	7/22/2022 10:38 AM
45	WE NEED A POOL!!	7/22/2022 10:36 AM
46	We love Northfield Parks	7/22/2022 10:31 AM
47	In addition to adding a pool or reciprocity with Northbrook or Glenview for pool access or Winnetka for beach access we'd love to see a bit more upkeep in the outdoor rink at Clarkson. Another park would also be great for the residents that aren't as close to Willow Park or Clarkson Park. For parking at busy times at the Community Center we need some resident only parking spots.	7/22/2022 10:29 AM
48	I actually don't live close to any park, as we live on the north end of Northfield, a block south of Northbrook. I would love to see a park north of Willow Road for residents to walk to. Maybe a pocket park off Sunset Dr., or one of the empty lots on Happ Rd., across from the Temple. The biggest thing lacking in our neighborhood is somewhere to walk to. Creating a park for the residents north of Willow Road should be a priority of the Park District.	7/22/2022 9:21 AM
49	Northfield should have it's own pool or we should get resident rates for winnetka beaches. After school care for sunset ridge!	7/22/2022 5:15 AM
50	Thanks for working so hard to make our community great!	7/21/2022 9:09 PM
51	You are all wonderful. It's amazing how much you do even though our town is tiny. (Extra Kudos to the person who dreamed up the Wednesday night events. I'm not sure how much the neighbors like it because of the noise and crowds, but aside from that, they seem wonderful...and maybe they like it, too! I have no clue.)	7/21/2022 8:01 PM
52	It would be nice if they have some food trucks or other type of food availability at the parks for the parents while the children are playing. E.g. if they had events on the weekends, I think we would visit the parks more and meet other people there if there would food trucks. Then the kids could play and the parents could know they could buy fun food and perhaps the music should be on the weekend rather than just middle of the week. Mix it up. We have things scheduled during the week and would love to come but are never available. Love Wilmette has Friday nights and other districts do it Sat or Sunday	7/21/2022 7:34 PM
53	None	7/21/2022 7:02 PM
54	The park looks Beautiful - However, as Seniors bring back our Senior work out classes.	7/21/2022 4:53 PM
55	We attend CHA so we have participated Northfield activities and camps in the past.	7/21/2022 4:46 PM
56	I think you do a great job for as small as the community is.	7/21/2022 4:41 PM
57	I think northfield is great One thing I think we NEED is better access for our kids across the Eden's Very dangerous right now	7/21/2022 4:31 PM
58	We love the improvements that have been made in the past few years and appreciate the opportunity to share our thoughts for future park district plans.	7/21/2022 4:30 PM
59	Thank you for this survey! We have loved the improvements to Clarkson Park and excited to see what's to come in our tiny but mighty community.	7/21/2022 4:20 PM
60	We live next to Happ Rd. Park. Why is it part of the Winnetka Park District? Equipment hasn't been updated in well over 20 years	7/21/2022 4:19 PM

Northfield Park District Comprehensive Plan Survey

SurveyMonkey

61	n/a	7/21/2022 4:03 PM
62	Wish that northfield park district could work in partnership with Winnetka park district to improve, update and maintain the park in east northfield	7/21/2022 4:03 PM
63	POOL, POOL, POOL, POOL	7/21/2022 4:01 PM
64	I wish you will recover Willow park with willow trees.	7/21/2022 3:55 PM
65	Northfield resident, Winnetka Park District neighborhood	7/21/2022 3:37 PM
66	Northfield can have an awesome nature center	7/20/2022 7:52 PM

This page is intentionally blank.

